



HAL
open science

Fixed-time state estimation for a class of switched nonlinear time-varying systems

Thach Ngoc Dinh, Michael Defoort

► **To cite this version:**

Thach Ngoc Dinh, Michael Defoort. Fixed-time state estimation for a class of switched nonlinear time-varying systems. *Asian Journal of Control*, 2020, 22 (5), pp.1782-1790. 10.1002/asjc.2068 . hal-02433998

HAL Id: hal-02433998

<https://cnam.hal.science/hal-02433998v1>

Submitted on 7 Mar 2022

HAL is a multi-disciplinary open access archive for the deposit and dissemination of scientific research documents, whether they are published or not. The documents may come from teaching and research institutions in France or abroad, or from public or private research centers.

L'archive ouverte pluridisciplinaire **HAL**, est destinée au dépôt et à la diffusion de documents scientifiques de niveau recherche, publiés ou non, émanant des établissements d'enseignement et de recherche français ou étrangers, des laboratoires publics ou privés.

ARTICLE TYPE

Fixed-time state estimation for a class of switched nonlinear time-varying systems

Thach Ngoc Dinh*¹ | Michael Defoort²

¹Conservatoire National des Arts et Métiers (CNAM), Cedric - Laetitia, 292 Rue St-Martin, 75141 Paris Cedex 03

²Univ. Valenciennes, LAMIH, CNRS UMR 8201, 59313 Valenciennes Cedex 9, France

Correspondence

*Thach Ngoc Dinh. Email: ngoc-thach.dinh@lecnam.net

Summary

This paper deals with the state estimation problem of a class of nonlinear time-varying systems with switched dynamics. Based on the concept of fixed-time stability, an observer is designed to reconstruct the continuous state of switched nonlinear time-varying systems with state jumps, satisfying the minimal dwell-time condition. Using the past input and output values of the studied system, some sufficient conditions are provided to estimate the state before the next switching. Some numerical results illustrate the effectiveness of the proposed scheme.

KEYWORDS:

State estimation, Nonlinear time-varying systems, Switched systems

1 | INTRODUCTION

One solution to estimate the system state when some variables are not directly accessible by measurements is to use a real-time estimation algorithm, usually called an observer. Thanks to observers, one can estimate useful information on dynamical systems with the aim of monitoring, fault detection and feedback control design. Therefore, in control theory, the state estimation problem has become a fundamental one which has been addressed in many works. For instance, Luenberger observers [23] are traditional estimators which compute point estimates of the state from input-output data. Interval observers [16] which were proposed two decades ago, are another cutting-edge technique of guaranteed state estimation. They have been developed when upper and lower bounds of the initial state are known, see [36, 25, 26] and the references therein. Sliding mode observers have been proposed to estimate in finite time the state of the system using the concept of sliding surface and equivalent control [11, 20, 7]. Using the homogeneity properties of nonlinear systems, a finite-time observer has been designed in [31]. However, the mentioned works focus on asymptotic convergence, where the settling time is infinite or finite-time convergence, where the settling time depends on the initial states.

Switched systems are a class of hybrid systems exhibiting changes along the time among a finite number of possible dynamical behaviors. The problem of designing observers for switched systems has attracted an ever growing attention and has been acknowledged as an important topic of research (see e.g. [1, 32, 3] to name a few). The study has been analyzed depending on whether the switching signal is known or unknown. If it is known, we focus on estimating the state after a finite number of switchings [40, 39]. If not, the observability of the state and of the switching signal has been shown to be mutually independent properties [14]. Besides, it should be noted that finite-time convergence is an interesting property, mainly for switched systems [15]. Indeed, the observation problem can be easily solved if the observer estimates the state before the next switching. However, using finite-time observers, the bound of the settling time depends on the initial states, which prevents us from an appropriate tuning of the observer gains. To solve this problem, the concept of fixed-time stability has been defined to investigate algorithms which ensure an upper bound of the settling time regardless of the initial conditions [33]. Finite-time stabilization for nonlinear discrete-time singular Markov jump systems was studied in [41]. Uniform robust exact differentiators were proposed in [2, 6, 22, 37] based on a Lyapunov analysis or homogeneity properties. A fixed-time observer, with linear matrix inequalities for tuning the observer parameters, was introduced in

[21] for linear systems. Based on uniform robust exact differentiators, a uniformly convergent sliding mode observer for switched linear systems was proposed in [29]. Recently, a fixed-time convergent observer was designed for a class of linearizable systems in [28]. Although the settling time estimate does not depend on the initial conditions of the system in many works, it cannot be easily tuned and it is very over-estimated. Nevertheless, to the best of our knowledge, the existing fixed-time observers cannot be applied to nonlinear time-varying systems which are affine in the unmeasured part of the state vector.

In this paper, based on fixed-time stability, we propose a new approach for the state estimation of a class of nonlinear time-varying systems which are affine in the unmeasured part of the state vector. Here, contrary to many existing works, the bound of the initial conditions is not assumed to be a priori known. Important results on the observer design for this class of systems in the time-invariant case have been proposed (see for instance [30, 34]). Recently, interval observers have also been studied in [10, 8, 9, 17]. However, to the best of our knowledge, no observer has been proposed for nonlinear time-varying systems which are affine in the unmeasured part of the state vector and with switched dynamics. Motivated by the work of [12, 38, 27] for linear and nonlinear time-invariant systems, the idea is to incorporate past input and output values of the studied system. Here, some sufficient conditions are provided to reconstruct the state of switched nonlinear time-varying systems with state jumps, satisfying the minimal dwell-time condition. Using the concept of fixed-time stability, the proposed estimator estimates the continuous state of the system before the next switching.

The paper is organized as follows. After recalling some basics on fixed-time stability, Section 2 introduces the state estimation problem of a class of nonlinear time-varying systems with switched dynamics. The proposed estimator is derived in Section 3. In Section 4, some numerical results illustrate the effectiveness of the proposed scheme.

2 | PROBLEM FORMULATION AND PRELIMINARIES

2.1 | Problem formulation

Let us consider the following class of nonlinear time-varying systems with switched dynamics:

$$\dot{x}(t) = \alpha_k(y, t)x(t) + \beta_k(y, t, u(y, t)), \quad t \in [t_{k-1}, t_k), \quad (1a)$$

$$y(t) = C_k x(t), \quad (1b)$$

where $x(t) \in \mathbb{R}^n$ is the state vector, $u \in \mathbb{R}^q$ is the known input and $y(t) \in \mathbb{R}^p$ is the output vector, $\alpha_k \in \mathbb{R}^{n \times n}$ and $\beta_k \in \mathbb{R}^n$ are continuous nonlinear functions. The index $k \in$

$\{1; \dots; N\}$ determines the active subsystem over the interval $[t_{k-1}, t_k)$ and the system trajectories are right-continuous. The switching mode $k \in \{1; \dots; N\}$ and the switching times $\{t_k\}$ may be governed by a supervisory logic controller, or determined internally depending on the system state, or considered as an external input [40]. In any case, it is assumed in this paper that the active subsystem as well as the switching times $\{t_k\}$ are known. The objective of this paper is to design an observer which provides an estimate of the state $x(t)$ of system (1). Based on formulas incorporating past values of the input and the output of the studied plant, an observer is introduced for a class of switched nonlinear systems. Here, the following assumptions are considered.

Assumption 1. System (1) satisfies the minimal dwell time condition and the dwell time is a known constant. That means there exists a known $T_S > 0$ such that time instants t_k satisfy $t_k - t_{k-1} \geq T_S$ for all $k \in \{1; \dots; N\}$.

Assumption 2. For all modes of operation, i.e. $\forall k = \{1; \dots; N\}$, there exist two C^1 functions $V_1 : \mathbb{R}^n \times [0, \infty) \rightarrow [0, \infty)$, $V_2 : \mathbb{R}^n \times [0, \infty) \rightarrow [0, \infty)$ and a corresponding continuous function $\lambda_{*k} : \mathbb{R}^p \times [0, \infty) \rightarrow \mathbb{R}^{n \times p}$ such that:

$$\underline{V}_1(\xi) \leq V_1(\xi, t) \leq \overline{V}_1(\xi), \quad (2)$$

$$\frac{\partial V_1}{\partial t} + \frac{\partial V_1}{\partial \xi}(\xi)\alpha_k(y, t)\xi \leq -\omega_1(\xi), \quad (3)$$

$$\underline{V}_2(\xi) \leq V_2(\xi, t) \leq \overline{V}_2(\xi), \quad (4)$$

$$\frac{\partial V_2}{\partial t} + \frac{\partial V_2}{\partial \xi}(\xi)H_k(y, t)\xi \leq -\omega_2(\xi), \quad (5)$$

for all $\xi \in \mathbb{R}^n$, $t \geq 0$, $y \in \mathbb{R}^p$ where $\underline{V}_1, \overline{V}_1, \underline{V}_2, \overline{V}_2$ are continuous positive definite functions and radially unbounded, ω_1, ω_2 are continuous positive definite functions and

$$H_k(y, t) = \alpha_k(y, t) + \lambda_{*k}(y, t)C_k. \quad (6)$$

Assumption 3. There exists a positive constant τ_* such that $\tau_* < T_S$ with T_S defined in Assumption 1 and for all $y \in \mathbb{R}^p$, for all $t \in [t_{k-1} + \tau_*, t_k)$, $k \in \{1; \dots; N\}$, $\zeta \in [t - \tau_*, t]$, matrices

$$E_{\tau_*k}(t) = e^{\int_t^{t-\tau_*} H_k(y(\zeta), \zeta) d\zeta} - e^{\int_t^{t-\tau_*} \alpha_k(y(\zeta), \zeta) d\zeta} \in \mathbb{R}^{n \times n}$$

are invertible. Moreover two couples of matrices $\alpha_k(y, t)$ and $\int_t^{t-\tau_*} \alpha_k(y(\zeta), \zeta) d\zeta$ as well as $H_k(y, t)$ and $\int_t^{t-\tau_*} H_k(y(\zeta), \zeta) d\zeta$ satisfy the commutative properties, i.e.

$$\alpha_k(y, t) \times \int_t^{t-\tau_*} \alpha_k(y(\zeta), \zeta) d\zeta = \int_t^{t-\tau_*} \alpha_k(y(\zeta), \zeta) d\zeta \times \alpha_k(y, t), \quad (7)$$

$$H_k(y, t) \times \int_t^{t-\tau_*} H_k(y(\zeta), \zeta) d\zeta = \int_t^{t-\tau_*} H_k(y(\zeta), \zeta) d\zeta \times H_k(y, t), \quad (8)$$

where matrices $H_k(y, t)$ are defined in (6).

Remark 1. Let us discuss about the considered assumptions:

- Assumption 1 guarantees that no Zeno phenomenon, which roughly consists of high frequency switchings at finite time instants, occurs. In fact, minimal dwell time T_S assures that the system stays on each mode during a period greater than or equal to T_S . This condition is usually used when tackling with stability and stabilization problems as well as observer design for switched systems (see e.g., [18, 4, 5] and the references therein).
- Assumption 2 is usually used in designing estimators for switched systems (see for instance in [13, 35]). Without taking into account the effect of external inputs, Assumption 2 establishes conditions of internal stability (V_1, V_2 are called common Lyapunov functions [19]). In fact, Assumption 2 implies that, for any constant vector $y \in \mathbb{R}^p$, the origin of $\dot{\chi} = \alpha_k(y, t)\chi$ and the origin of $\dot{\chi} = H_k(y, t)\chi$ are globally asymptotically stable.
- Assumption 3 is a technical assumption. Commutative properties (7) and (8) help give an analytic expression of the state transition matrices when dealing with time-varying systems. Actually, consider the equation $\dot{\chi} = \alpha(y, t)\chi$, $t \geq 0$, $\chi(0) = \chi_0$. Assuming that $\alpha(y, t)$ and $\int_0^t \alpha(y(\zeta), \zeta) d\zeta$ commute, we have $\chi(t) = e^{\int_0^t \alpha(y(\zeta), \zeta) d\zeta} \chi(0)$ because $\frac{d}{dt} \chi(t) = \frac{d}{dt} e^{\int_0^t \alpha(y(\zeta), \zeta) d\zeta} \chi(0) = \alpha(y, t) e^{\int_0^t \alpha(y(\zeta), \zeta) d\zeta} \chi(0) = \alpha(y, t) \chi(t)$. Remember that for time-invariant systems, $\alpha(y, t) = \alpha$ and $\int_0^t \alpha(y(\zeta), \zeta) d\zeta = \alpha t$ commutes with α . Note also that two matrices that are simultaneously diagonalizable are always commutative. Consequently, if the couple of matrices $\alpha_k(y, t)$ and $\int_t^{t-\tau_*} \alpha_k(y(\zeta), \zeta) d\zeta$ (respectively $H_k(y, t)$ and $\int_t^{t-\tau_*} H_k(y(\zeta), \zeta) d\zeta$) is simultaneously diagonalizable, (7) (respectively (8)) is satisfied.
- For the couple $\alpha_k(y, t)$ and $\int_t^{t-\tau_*} \alpha_k(y(\xi), \xi) d\xi$ (same for the couple $H_k(y, t)$ and $\int_t^{t-\tau_*} H_k(y(\xi), \xi) d\xi$), for all $k \in \{1; \dots; N\}$, each of the following situations will guarantee that the two matrices are pairwise commuting:

- $\alpha_k(y, t)$ is constant;
- $\alpha_k(y, t) = a_k(y, t)M_k$ where $a_k(y, t)$ is a scalar function, and $M_k \in \mathbb{R}^{n \times n}$ is a constant matrix;
- $\alpha_k(y, t) = \sum_i a_{k_i}(y, t)M_{k_i}$ where $\{M_{k_i}\}$ are constant matrices that commute: $M_{k_i}M_{k_j} = M_{k_j}M_{k_i}$, and $a_{k_i}(y, t)$ are scalar functions;

- $\alpha_k(y, t)$ has a time-invariant basis of eigenvectors spanning \mathbb{R}^n ;
- $\alpha_k(y, t)$ has special structures such as $\alpha_k(y, t) = \begin{bmatrix} a_k(t) & b_k(t) \\ -b_k(t) & a_k(t) \end{bmatrix}$; etc.

Moreover it is worth noting that for the couple $H_k(y, t)$ and $\int_t^{t-\tau_*} H_k(y(\xi), \xi) d\xi$, we have one more degree of freedom due to the gains $\lambda_{*k}(y, t)$. In some particular cases of the output y , one can choose $\lambda_{*k}(y, t)$ such that $H_k(y, t) = \alpha_k(y, t) + \lambda_{*k}(y, t)C$ is a diagonal matrix hence, $\int_t^{t-\tau_*} H_k(y(\xi), \xi) d\xi$ is also a diagonal matrix.

- Assumptions 1 and 3 ensure the exact state estimation before the next switching.

3 | MAIN RESULTS

Let us state and prove the following result:

Theorem 1. Let system (1) satisfy Assumptions 1-3. Consider a stack of N dynamic extensions, each one of dimension n associated to a different mode of operation: for all $k = \{1; \dots; N\}$

$$\dot{z}(t) = \alpha_k(y, t)z(t) + \beta_k(y, t, u(y, t)) \quad (9)$$

and

$$\dot{z}_*(t) = H_k(y, t)z_*(t) + \beta_k(y, t, u(y, t)) - \lambda_{*k}(y)y(t), \quad (10)$$

with initial conditions

$$z(t_{k-1}) = z_{0_{k-1}} \in \mathbb{R}^n, \quad (11)$$

$$z_*(t_{k-1}) = z_{*0_{k-1}} \in \mathbb{R}^n, \quad (12)$$

for all $k \in \{1; \dots; N\}$, $z_{0_{k-1}}$ and $z_{*0_{k-1}}$ are constants which can be arbitrarily selected, $t_0 = 0$ and t_k are the switching time instants. Then, for a given piecewise continuous input $u(y, t)$, the state observer of dimension n ,

$$\hat{x}(t) = E_{\tau_*}^{-1}(t) \left(e^{\int_t^{t-\tau_*} H_k(y, \ell) d\ell} z_*(t) - z_*(t - \tau_*) - e^{\int_t^{t-\tau_*} \alpha_k(y, \ell) d\ell} z(t) + z(t - \tau_*) \right) \quad (13)$$

provides an estimation of x in each $[t_{k-1} + \tau_*, t_k)$, i.e.

$$\hat{x}(t) = x(t), \quad t \in [t_{k-1} + \tau_*, t_k), \quad k \in \mathbb{N}. \quad (14)$$

Remark 2. The proposed fixed-time observer does not require an appropriate knowledge of the initial conditions while most of existing approaches in the literature need such a knowledge. Contrary to finite-time observers (where the settling time estimate is finite but depends on the initial conditions), the proposed fixed-time observer guarantees a finite settling time with uniform convergence with respect to the initial conditions. For many applications such as switched systems with

unknown state jumps, i.e., $x(t_k) = F_k x(t_k^-)$, this approach is more convenient since the trajectories of the estimation error reach the origin within a fixed time, which can be defined in advance as a function of the system parameters. Matrix F_k corresponds to the jump parameters of the continuous state x at the switching times t_k , $k \in \{1; \dots; N\}$ and is naturally assumed to be unknown. The notation t_k^- means the time just before the switching times (for more details one can refer to the reset condition given in [24]).

Remark 3. To simplify the exposition, we set by convention $t_0 = 0$ but the initial time can be arbitrary nonzero. Moreover, it is worth noticing that at each switching time instant, we reset the initial conditions of dynamics z and z_* .

Remark 4. Assumption 2 guarantees asymptotic stability of the origin for the zero-input system. Without Assumption 2, then even if $x(t)$ is a bounded solution and $u(t)$ is a bounded input, system (9) admits unstable solutions. This can be a drawback in many cases. Notice also that z given in (9) is an exact copy of (1a) whereas z_* given in (10) corresponds to an observer for (9).

Remark 5. It is worth pointing out that the proposed estimators (9)-(10)-(13) are not directly derived from the observers constructed in [12] although some of the key ideas of [12] are used along our design. The fact that matrix α_k is time-varying and not constant makes the problem tougher than in [12]. Additionally, we employ in this paper only one standard observer (10) with only λ_{*k} which is considered as a parameter to be selected, whereas [12] combined two classical observers with two separate gains which needed to be carefully chosen.

Proof. Let us consider the case $t \in [t_{k-1}, t_k)$. Consider a solution $(z(t), z_*(t))$ of (9)-(10) associated with a solution $x(t)$ of the corresponding subsystem of (1a) defined over $[t_{k-1}, t_k)$, $k \in \{1; \dots; N\}$. Note that $\hat{x}(t)$ is always defined for all $t \in [t_{k-1}, t_k)$, $k \in \{1; \dots; N\}$ because $z(t)$ and $z_*(t)$ are bounded at the origin thanks to (i) Assumption 2 and (ii) the fact that β_k and λ_{*k} are continuous functions.

From the output (1b), for all $t \in [t_{k-1} + \tau_*, t_k)$, $k \in \{1; \dots; N\}$ the corresponding subsystem of (1a) can be rewritten in two different ways:

$$\dot{x}(t) = \alpha_k(y, t)x(t) + \beta_k(y, t, u(y, t)), \quad (15a)$$

$$\dot{x}(t) = H_k(y, t)x(t) + \beta_k(y, t, u(y, t)) - \lambda_{*k}(y, t)y(t). \quad (15b)$$

By integrating (15a) and (15b) between two values $v_1 \geq 0$ and $v_2 \geq 0$ and noting that (7) and (8) are satisfied, we obtain

the equalities:

$$\begin{aligned} x(v_1) &= e^{\int_{v_2}^{v_1} \alpha_k(y(\ell), \ell) d\ell} x(v_2) \\ &+ \int_{v_2}^{v_1} e^{\int_{\ell}^{v_1} \alpha_k(y(\rho), \rho) d\rho} \beta_k(y(\ell), \ell, u(y(\ell), \ell)) d\ell, \\ x(v_1) &= e^{\int_{v_2}^{v_1} H_k(y(\ell), \ell) d\ell} x(v_2) \\ &+ \int_{v_2}^{v_1} e^{\int_{\ell}^{v_1} H_k(y(\rho), \rho) d\rho} [\beta_k(y(\ell), \ell, u(y(\ell), \ell)) \\ &\quad - \lambda_{*k}(y(\ell), \ell)y(\ell)] d\ell. \end{aligned}$$

Now, for all $t \in [t_{k-1} + \tau_*, t_k)$, $k \in \{1; \dots; N\}$, let us select $v_2 = t \geq 0$ and $v_1 = t - \tau_* \geq 0$. Hence one can get:

$$\begin{aligned} x(t - \tau_*) &= e^{\int_t^{t-\tau_*} \alpha_k(y(\ell), \ell) d\ell} x(t) + \int_t^{t-\tau_*} e^{\int_{\ell}^{t-\tau_*} \alpha_k(y(\rho), \rho) d\rho} \\ &\quad \times \beta_k(y(\ell), \ell, u(y(\ell), \ell)) d\ell, \end{aligned} \quad (16a)$$

$$\begin{aligned} x(t - \tau_*) &= e^{\int_t^{t-\tau_*} H_k(y(\ell), \ell) d\ell} x(t) \\ &+ \int_t^{t-\tau_*} e^{\int_{\ell}^{t-\tau_*} H_k(y(\rho), \rho) d\rho} [\beta_k(y(\ell), \ell, u(y(\ell), \ell)) \\ &\quad - \lambda_{*k}(y(\ell), \ell)y(\ell)] d\ell. \end{aligned} \quad (16b)$$

Consequently from (16a) and (16b), one obtains that

$$\begin{aligned} E_{\tau_{*k}}(t)x(t) &= \int_t^{t-\tau_*} e^{\int_{\ell}^{t-\tau_*} \alpha_k(y(\rho), \rho) d\rho} \beta_k(y(\ell), \ell, u(y(\ell), \ell)) d\ell \\ &- \int_t^{t-\tau_*} e^{\int_{\ell}^{t-\tau_*} H_k(y(\rho), \rho) d\rho} [\beta_k(y(\ell), \ell, u(y(\ell), \ell)) \\ &\quad - \lambda_{*k}(y(\ell), \ell)y(\ell)] d\ell. \end{aligned} \quad (17)$$

Thus,

$$\begin{aligned} E_{\tau_{*k}}(t)x(t) &= - \int_{t-\tau_*}^t e^{\int_{\ell}^{t-\tau_*} \alpha_k(y(\rho), \rho) d\rho} \beta_k(y(\ell), \ell, u(y(\ell), \ell)) d\ell \\ &+ \int_{t-\tau_*}^t e^{\int_{\ell}^{t-\tau_*} H_k(y(\rho), \rho) d\rho} [\beta_k(y(\ell), \ell, u(y(\ell), \ell)) \\ &\quad - \lambda_{*k}(y(\ell), \ell)y(\ell)] d\ell. \end{aligned} \quad (18)$$

Since from Assumption 3, for all $t \in [t_{k-1} + \tau_*, t_k)$, $k \in \{1; \dots; N\}$, matrix $E_{\tau_{*k}}(t)$ is invertible, one has

$$\begin{aligned} x(t) = & -E_{\tau_{*k}}^{-1}(t) \int_{t-\tau_*}^t e^{\int_{\ell}^{t-\tau_*} \alpha_k(y(\rho), \rho) d\rho} \beta_k(y(\ell), \ell, u(y(\ell), \ell)) d\ell \\ & + E_{\tau_{*k}}^{-1}(t) \int_{t-\tau_*}^t e^{\int_{\ell}^{t-\tau_*} H_k(y(\rho), \rho) d\rho} [\beta_k(y(\ell), u(y(\ell), \ell)) \\ & - \lambda_{*k}(y(\ell), \ell)y(\ell)] d\ell. \end{aligned} \quad (19)$$

On the other hand, by integrating (9) and (10) and bearing in mind that (7) and (8) are fulfilled, we deduced that, for all constants $v_1 \geq 0$ and $v_2 \geq 0$, the equalities

$$\begin{aligned} z(v_1) = & e^{\int_{v_2}^{v_1} \alpha_k(y(\ell), \ell) d\ell} z(v_2) \\ & + \int_{v_2}^{v_1} e^{\int_{\ell}^{v_1} \alpha_k(y(\rho), \rho) d\rho} \beta_k(y(\ell), \ell, u(y(\ell), \ell)) d\ell, \\ z_*(v_1) = & e^{\int_{v_2}^{v_1} H_k(y(\ell), \ell) d\ell} z_*(v_2) \\ & + \int_{v_2}^{v_1} e^{\int_{\ell}^{v_1} H_k(y(\rho), \rho) d\rho} [\beta_k(y(\ell), \ell, u(y(\ell), \ell)) \\ & - \lambda_{*k}(y(\ell), \ell)y(\ell)] d\ell, \end{aligned}$$

are satisfied. Hence, for all $t \in [t_{k-1} + \tau_*, t_k)$, $k \in \{1; \dots; N\}$, we select $v_2 = t - \tau_* \geq 0$, $v_1 = t \geq 0$ and we have:

$$\begin{aligned} z(t) = & e^{\int_{t-\tau_*}^t \alpha_k(y(\ell), \ell) d\ell} z(t - \tau_*) \\ & + \int_{t-\tau_*}^t e^{\int_{\ell}^t \alpha_k(y(\rho), \rho) d\rho} \beta_k(y(\ell), \ell, u(y(\ell), \ell)) d\ell, \quad (20a) \\ z_*(t) = & e^{\int_{t-\tau_*}^t H_k(y(\ell), \ell) d\ell} z_*(t - \tau_*) \\ & + \int_{t-\tau_*}^t e^{\int_{\ell}^t H_k(y(\rho), \rho) d\rho} [\beta_k(y(\ell), \ell, u(y(\ell), \ell)) \\ & - \lambda_{*k}(y(\ell), \ell)y(\ell)] d\ell. \quad (20b) \end{aligned}$$

It follows that, for all $t \in [t_{k-1} + \tau_*, t_k)$, $k \in \{1; \dots; N\}$,

$$\begin{aligned} & \int_{t-\tau_*}^t e^{\int_{\ell}^{t-\tau_*} \alpha_k(y(\ell), \ell) d\ell} e^{\int_{\ell}^t \alpha_k(y(\rho), \rho) d\rho} \beta_k(y(\ell), \ell, u(y(\ell), \ell)) d\ell \\ = & e^{\int_{t-\tau_*}^t \alpha_k(y(\ell), \ell) d\ell} z(t) - z(t - \tau_*), \end{aligned} \quad (21)$$

$$\begin{aligned} & \int_{t-\tau_*}^t e^{\int_{\ell}^{t-\tau_*} H_k(y(\ell), \ell) d\ell} e^{\int_{\ell}^t H_k(y(\rho), \rho) d\rho} [\beta_k(y(\ell), \ell, u(y(\ell), \ell)) \\ & - \lambda_{*k}(y(\ell), \ell)y(\ell)] d\ell \\ = & e^{\int_{t-\tau_*}^t H_k(y(\ell), \ell) d\ell} z_*(t) - z_*(t - \tau_*). \end{aligned} \quad (22)$$

Then, for all $t \in [t_{k-1} + \tau_*, t_k)$, $k \in \{1; \dots; N\}$,

$$\begin{aligned} & \int_{t-\tau_*}^t e^{\int_{\ell}^{t-\tau_*} \alpha_k(y(\rho), \rho) d\rho} \beta_k(y(\ell), \ell, u(y(\ell), \ell)) d\ell \\ = & e^{\int_{t-\tau_*}^t \alpha_k(y(\ell), \ell) d\ell} z(t) - z(t - \tau_*), \end{aligned} \quad (23)$$

$$\begin{aligned} & \int_{t-\tau_*}^t e^{\int_{\ell}^{t-\tau_*} H_k(y(\rho), \rho) d\rho} [\beta_k(y(\ell), \ell, u(y(\ell), \ell)) \\ & - \lambda_{*k}(y(\ell), \ell)y(\ell)] d\ell \\ = & e^{\int_{t-\tau_*}^t H_k(y(\ell), \ell) d\ell} z_*(t) - z_*(t - \tau_*). \end{aligned} \quad (24)$$

Finally, from (19), (23) and (24), one can immediately deduce that for all $t \in [t_{k-1} + \tau_*, t_k)$, $k \in \{1; \dots; N\}$,

$$\begin{aligned} x(t) = & E_{\tau_{*k}}^{-1}(t) \left(e^{\int_{t-\tau_*}^t H_k(y(\ell), \ell) d\ell} z_*(t) - z_*(t - \tau_*) \right. \\ & \left. - e^{\int_{t-\tau_*}^t \alpha_k(y(\ell), \ell) d\ell} z(t) + z(t - \tau_*) \right) \\ = & \hat{x}(t). \end{aligned}$$

This concludes the proof. ■

Remark 6. The estimate (13) is independent of the initial condition x_0 of system (1). It is also important to note that the observation error exactly converges to zero after the settling time τ_* following any switches even in the case unknown state jumps which may occur in (1) (see discussions about unknown state jumps in Remark 2). Furthermore, one can highlight that the settling time τ_* is not over-estimated contrary to [6]. It also does not depend on the initial observation error at each switching time and can be easily made arbitrarily small.

4 | ILLUSTRATIVE EXAMPLE

In this section, let us consider the nonlinear switched system (1) with $N = 2$ to illustrate Theorem 1. The two distinct subsystems are defined as follows:

Subsystem 1:

$$\dot{x}_1 = -(t+2)x_1 - \frac{3}{2}x_2 + u_1 + y^2 \sin(y), \quad (25a)$$

$$\dot{x}_2 = \frac{3}{2}x_1 - (t+2)x_2 + u_2 + y^2 \sin(y), \quad (25b)$$

$$y = x_1 + x_2. \quad (25c)$$

Subsystem 2:

$$\dot{x}_1 = -(t+4)x_1 - \frac{3}{2}x_2 + u_1 + \sin(y), \quad (26a)$$

$$\dot{x}_2 = \frac{3}{2}x_1 - (t+4)x_2 + u_2 + \sin(y), \quad (26b)$$

$$y = x_1 + x_2. \quad (26c)$$

System (25) corresponds to $k = 1$, called sub-model 1 and system (26) corresponds to $k = 2$, called sub-model 2. Systems (25)-(26) are of the form (1) with $C_1 = C_2 = [1 \ 1]$,

$$\alpha_1(t) = \begin{bmatrix} -(t+2) & -\frac{3}{2} \\ \frac{3}{2} & -(t+2) \end{bmatrix} \text{ and} \quad (27)$$

$$\beta_1(y, u) = \begin{bmatrix} u_1 + y^2 \sin(y) \\ u_2 + y^2 \sin(y) \end{bmatrix}, \quad (28)$$

$$\alpha_2(y) = \begin{bmatrix} -(t+4) & -\frac{3}{2} \\ \frac{3}{2} & -(t+4) \end{bmatrix} \text{ and} \quad (29)$$

$$\beta_2(y, u) = \begin{bmatrix} u_1 + \sin(y) \\ u_2 + \sin(y) \end{bmatrix}. \quad (30)$$

It is worth pointing out that even the above-mentioned example is quite simple, the technique proposed in [12] cannot be applied for it. The example confirms that our methodology to design fixed-time observers is significantly different from the one introduced in [12] as discussed in Remark 5. Now, let us choose $\lambda_{*1} = \lambda_{*2} = \begin{bmatrix} \frac{3}{2} & -\frac{3}{2} \end{bmatrix}^\top$. Hence, one can obtain

$$H_1(t) = \alpha_1(t) + \lambda_{*1}C_1 = \begin{bmatrix} -t - \frac{1}{2} & 0 \\ 0 & -t - \frac{7}{2} \end{bmatrix}, \quad (31)$$

$$H_2(t) = \alpha_2(t) + \lambda_{*2}C_2 = \begin{bmatrix} -t - \frac{5}{2} & 0 \\ 0 & -t - \frac{11}{2} \end{bmatrix}. \quad (32)$$

Therefore, Assumption 2 is satisfied. Through long but simple calculations, one can obtain

$$E_{\tau_{*1}}(t) = \begin{bmatrix} \varepsilon_{11}(t) & \varepsilon_{12}(t) \\ \varepsilon_{21}(t) & \varepsilon_{22}(t) \end{bmatrix}, \quad (33)$$

with

$$\varepsilon_{11}(t) = e^{-\frac{t^2}{2} + t\tau_*} \left[e^{\frac{t\tau_*}{2}} - e^{2\tau_*} \cos\left(\frac{3}{2}\tau_*\right) \right],$$

$$\varepsilon_{12}(t) = -e^{-\frac{t^2}{2} + t\tau_* + 2\tau_*} \sin\left(\frac{3}{2}\tau_*\right),$$

$$\varepsilon_{21}(t) = e^{-\frac{t^2}{2} + t\tau_* + 2\tau_*} \sin\left(\frac{3}{2}\tau_*\right),$$

$$\varepsilon_{22}(t) = e^{-\frac{t^2}{2} + t\tau_*} \left[e^{\frac{7t\tau_*}{2}} - e^{2\tau_*} \cos\left(\frac{3}{2}\tau_*\right) \right].$$

and

$$E_{\tau_{*2}}(t) = \begin{bmatrix} \varepsilon'_{11}(t) & \varepsilon'_{12}(t) \\ \varepsilon'_{21}(t) & \varepsilon'_{22}(t) \end{bmatrix}, \quad (34)$$

with

$$\varepsilon'_{11}(t) = e^{-\frac{t^2}{2} + t\tau_*} \left[e^{\frac{5t\tau_*}{2}} - e^{4\tau_*} \cos\left(\frac{3}{2}\tau_*\right) \right],$$

$$\varepsilon'_{12}(t) = -e^{-\frac{t^2}{2} + t\tau_* + 4\tau_*} \sin\left(\frac{3}{2}\tau_*\right),$$

$$\varepsilon'_{21}(t) = e^{-\frac{t^2}{2} + t\tau_* + 4\tau_*} \sin\left(\frac{3}{2}\tau_*\right),$$

$$\varepsilon'_{22}(t) = e^{-\frac{t^2}{2} + t\tau_*} \left[e^{\frac{11t\tau_*}{2}} - e^{4\tau_*} \cos\left(\frac{3}{2}\tau_*\right) \right].$$

Next, let us compute the corresponding determinants

$$\det E_{\tau_{*1}}(t) = e^{-t^2 + 2t\tau_* + 2\tau_*} \times \left[2e^{2\tau_*} - \cos\left(\frac{3}{2}\tau_*\right) \left(e^{\frac{t\tau_*}{2}} + e^{\frac{7t\tau_*}{2}} \right) \right], \quad (35)$$

$$\det E_{\tau_{*2}}(t) = e^{-t^2 + 2t\tau_* + 4\tau_*} \times \left[2e^{4\tau_*} - \cos\left(\frac{3}{2}\tau_*\right) \left(e^{\frac{5t\tau_*}{2}} + e^{\frac{11t\tau_*}{2}} \right) \right]. \quad (36)$$

When $\tau_* = \{0.5; 0.7; 1\}$, one can check that $\det E_{\tau_{*1}}(t)$ and $\det E_{\tau_{*2}}(t)$ are different from 0 for all $t \geq 0$. That means that matrices $E_{\tau_{*1}}(t)$ and $E_{\tau_{*2}}(t)$ are invertible for all $t \geq 0$. Then, Assumption 3 is satisfied for $\tau_* = \{0.5; 0.7; 1\}$.

Hence, the concrete form of \hat{x} for subsystems (25)-(26) is given as follows for $k = \{1; 2\}$, $\tau_* = \{0.5; 0.7; 1\}$,

$$\hat{x}(t) = E_{\tau_{*k}}^{-1}(t) \left(\mathbb{H}_{\tau_{*k}}(t)z_*(t) - z_*(t - \tau_*) - \mathbb{A}_{\tau_{*k}}(t)z(t) + z(t - \tau_*) \right) \quad (37)$$

where $E_{\tau_{*1}}$, $E_{\tau_{*2}}$ defined in (33), (34), respectively and

$$\mathbb{H}_{\tau_{*1}}(t) = \begin{bmatrix} e^{-0.5t^2 + t\tau_* + 0.5\tau_*} & 0 \\ 0 & e^{-0.5t^2 + t\tau_* + 3.5\tau_*} \end{bmatrix}, \quad (38)$$

$$\mathbb{H}_{\tau_{*2}}(t) = \begin{bmatrix} e^{-0.5t^2 + t\tau_* + 2.5\tau_*} & 0 \\ 0 & e^{-0.5t^2 + t\tau_* + 5.5\tau_*} \end{bmatrix}, \quad (39)$$

$$\mathbb{A}_{\tau_{*1}}(t) = \begin{bmatrix} a_1(t) \cos(1.5\tau_*) & a_1(t) \sin(1.5\tau_*) \\ -a_1(t) \sin(1.5\tau_*) & a_1(t) \cos(1.5\tau_*) \end{bmatrix}, \quad (40)$$

$$\mathbb{A}_{\tau_{*2}}(t) = \begin{bmatrix} a_2(t) \cos(1.5\tau_*) & a_2(t) \sin(1.5\tau_*) \\ -a_2(t) \sin(1.5\tau_*) & a_2(t) \cos(1.5\tau_*) \end{bmatrix}, \quad (41)$$

with $a_1(t) = e^{-0.5t^2 + t\tau_* + 2\tau_*}$, $a_2(t) = e^{-0.5t^2 + t\tau_* + 4\tau_*}$.

The two following cases will now be simulated. The first case is the non-switched case. Here, only the nonlinear system (26) is considered (i.e. $k := \text{Subsystem 2}$, $\forall t \geq 0$). We apply Theorem 1 with $u_1 = u_2 = 30$ and the initial conditions $x(0) = (2.3, 1)^\top$, $z(0) = (4.3, 2)^\top$, $z_*(0) = (3.3, 1.5)^\top$. Figure 1 and Figure 2 illustrate the error between the real state and the estimated state of system (26) with $\tau_* = 0.5$ and $\tau_* = 1$ respectively. One can see that the observation error exactly converges to zero after the settling time τ_* . It can be easily arbitrarily tuned.

The second case is the switched case with k set according to:

$$k := \begin{cases} \text{Subsystem 2} & \text{if } 0 \leq t \leq 2, \\ \text{Subsystem 1} & \text{if } 2 \leq t \leq 3, \\ \text{Subsystem 2} & \text{if } 3 \leq t \leq 4, \\ \text{Subsystem 1} & \text{if } t \geq 4. \end{cases} \quad (42)$$

The switching law is depicted in Fig. 3. We apply Theorem 1 with

$$u_1 = u_2 = \begin{cases} 50 & \text{if } k := \text{Subsystem 1}, \\ 30 & \text{if } k := \text{Subsystem 2}, \end{cases}$$

$x(t_{k-1}) = (2.3, 1)^\top$, $z(t_{k-1}) = (4.3, 2)^\top$, $z_*(t_{k-1}) = (3.3, 1.5)^\top$, where $k = \{1; 2; 3; 4\}$. The switching time instants are $t_1 = 2$, $t_2 = 3$ and $t_3 = 4$.

Figures 4 and 5 illustrate the error between the real state and the estimated state of the switched system defined by the two distinct subsystems (25), (26) and the switching signal (42) with $\tau_* = 0.5$, $\tau_* = 0.7$ respectively. Note that the minimal dwell-time condition is satisfied and the settling time τ_* can be easily arbitrarily tuned. We observe that the estimation is exact for all t , $t_{k-1} + \tau_* \leq t \leq t_k$, $k = \{1; 2; 3\}$ and $t \geq t_3$.

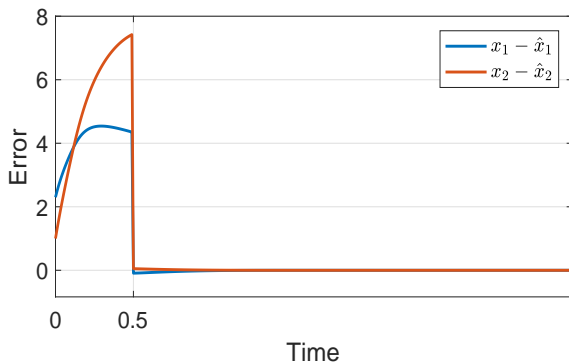


FIGURE 1 The error between the real state and the exact estimation of (26) with $\tau_* = 0.5$.

5 | CONCLUSION

In this paper, the state estimation problem has been solved for a class of nonlinear time-varying systems with switched dynamics. Using the past input and output values of the studied system, some sufficient conditions are provided to estimate the state before the next switching. Extensions to systems with disturbances and with unknown switching signals are expected.

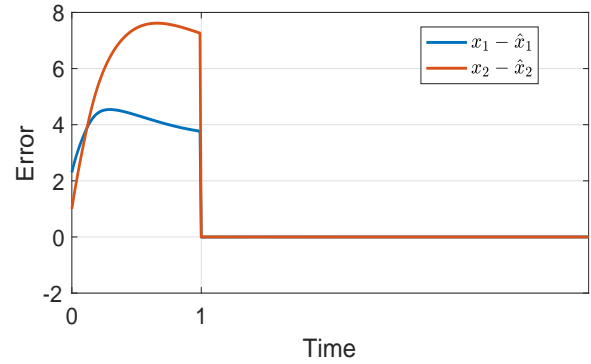


FIGURE 2 The error between the real state and the exact estimation of (26) with $\tau_* = 1$.

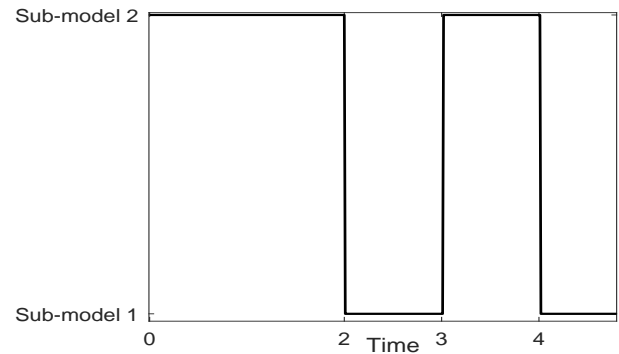


FIGURE 3 Switching law.

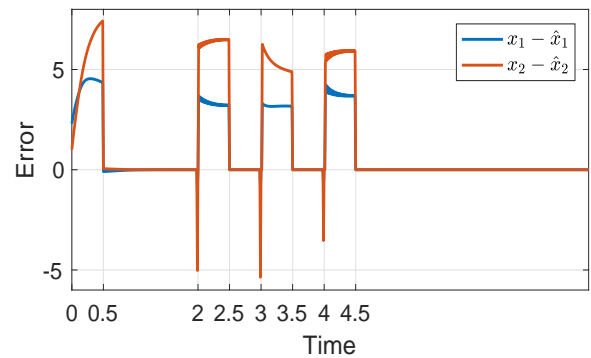


FIGURE 4 The error between the real state and the exact estimation of switched system defined by two distinct subsystems (25), (26) and the switching signal (42) with $\tau_* = 0.5$.

References

- [1] Alessandri, A. and P. Coletta, 2001: Switching observers for continuous-time and discrete-time linear systems. *Am. Control Conf.*, 2516–2521.

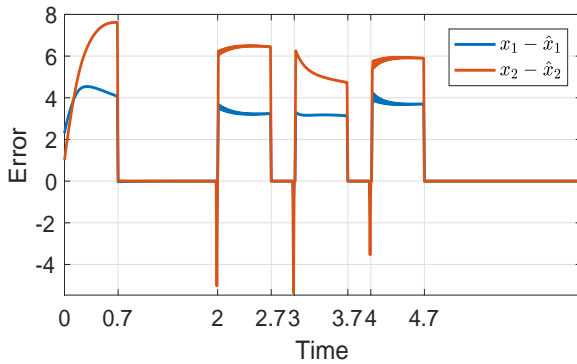


FIGURE 5 The error between the real state and the exact estimation of switched system defined by two distinct subsystems (25), (26) and the switching signal (42) with $\tau_* = 0.7$.

- [2] Angulo, M. T., J. A. Moreno, and L. Fridman, 2013: Robust exact uniformly convergent arbitrary order differentiator. *Automatica*, **49**, no. 8, 2489–2495.
- [3] Balluchi, A., L. Benvenuti, M. D. Benedetto, and A. Sangiovanni-Vincentelli, 2002: Design of observers for hybrid systems. Hybrid systems: Computation and control. *Lecture Notes in Computer Science*. Springer, Berlin, **2289**, 76–89.
- [4] Briat, C., 2017: Dwell-time stability and stabilization conditions for linear positive impulsive and switched systems. *Nonlinear Analysis: Hybrid Systems*, **24**, 198–226.
- [5] Briat, C. and M. Khammash, 2017: Simple interval observers for linear impulsive systems with applications to sampled-data and switched systems. *20th IFAC WC*, Toulouse, France.
- [6] Cruz-Zavala, E., J. A. Moreno, and L. M. Fridman, 2011: Uniform robust exact differentiator. *IEEE Transactions on Automatic Control*, **56**, no. 11, 2727–2733.
- [7] Defoort, M., K. Veluvolu, J. Rath, and M. Djemai, 2016: Adaptive sensor and actuator fault estimation for a class of uncertain lipschitz nonlinear systems. *International Journal of Adaptive Control and Signal Processing*, **30**, no. 2, 271–283.
- [8] Dinh, T. and H. Ito, 2016: Interval observers for continuous-time bilinear systems with discrete-time outputs. *15th European Control Conference*, Aalborg, Denmark, 1418–1423.
- [9] — 2017: Decentralization of interval observers for robust controlling and monitoring a class of nonlinear systems. *SICE Journal of Control, Measurement, and System Integration*, **10**, no. 2, 117–123.
- [10] Dinh, T., F. Mazenc, and S.-I. Niculescu, 2014: Interval observer composed of observers for nonlinear systems. *13th European Control Conference*, Strasbourg, France, 660–665.
- [11] Edwards, C., S. Spurgeon, and R. Patton, 2000: Sliding mode observers for fault detection and isolation. *Automatica*, **36**, no. 4, 541–553.
- [12] Engel, R. and G. Kreisselmeier, 2002: A continuous-time observer which converges in finite time. *IEEE Transactions on Automatic Control*, **47**, no. 7, 1202–1204.
- [13] Ethabet, H., T. Raissi, M. Amairi, and M. Aoun, 2017: Interval observers design for continuous-time linear switched systems. *20th IFAC WC*, Toulouse, France.
- [14] Gómez-Gutiérrez, D., A. Ramírez-Trevino, J. Ruiz-León, and S. D. Gennaro, 2012: On the observability of continuous-time switched linear systems under partially unknown inputs. *IEEE Transactions on Automatic Control*, **57**, no. 3, 732–738.
- [15] Gorp, J. V., M. Defoort, K. C. Veluvolu, and M. Djemai, 2014: Hybrid sliding mode observer for switched linear systems with unknown inputs. *Journal of the Franklin Institute*, **351**, no. 7, 987–4008.
- [16] Gouzé, J., A. Rapaport, and M. Hadj-Sadok, 2000: Interval observers for uncertain biological systems. *Ecological modelling*, **133**, no. 1-2, 45–56.
- [17] Ito, H. and T. Dinh, 2016: Interval observers for nonlinear systems with appropriate output feedback. *2nd SICE International Symposium on Control Systems*, Nagoya, Japan, 9–14.
- [18] Liberzon, D., 2003: *Switching in systems and control*. Birkhauser, Boston, MA.
- [19] Liberzon, D. and R. Tempo, 2004: Common lyapunov functions and gradient algorithms. *IEEE Transactions on Automatic Control*, **49**, no. 6, 990–994.
- [20] Liu, J., S. Laghrouche, and M. Wack, 2013: Finite time observer design for a class of nonlinear systems with unknown inputs. *American Control Conference*, Washington, DC, USA, 286–291.
- [21] Lopez-Ramirez, F., A. Polyakov, D. Efimov, and W. Perruquetti, 2016: Finite-time and fixed-time observers design via implicit Lyapunov function. *15th European Control Conference*, Aalborg, Denmark, 289–294.
- [22] — 2016: Fixed-time output stabilization of a chain of integrators. *55th IEEE Conference on Decision and Control*, Las Vegas, USA, 3886–3891.

- [23] Luenberger, D. G., 1971: An introduction to observers. *IEEE Trans. on Automatic Control*, **16**, 596–602.
- [24] Lygeros, J., K. Johansson, S. Simic, J. Zhang, and S. Sastry, 2003: Dynamical properties of hybrid automata. *IEEE Transactions on Automatic Control*, **48**, no. 1, 2–17.
- [25] Mazenc, F. and O. Bernard, 2011: Interval observers for linear time-invariant systems with disturbances. *Automatica*, **47**, no. 1, 140–147.
- [26] Mazenc, F. and T. N. Dinh, 2014: Construction of interval observers for continuous-time systems with discrete measurements. *Automatica*, **50**, 2555–2560.
- [27] Mazenc, F., E. Fridman, and W. Djema, 2015: Estimation of solutions of observable nonlinear systems with disturbances. *Systems & Control Letters*, **79**, 47–58.
- [28] Menard, T., E. Moulay, and W. Perruquetti, 2017: Fixed-time observer with simple gains for uncertain systems. *Automatica*, **81**, 438–446.
- [29] Mincarelli, D., A. Pisano, T. Floquet, and E. Usai, 2016: Uniformly convergent sliding mode-based observation for switched linear systems. *International Journal of Robust and Nonlinear Control*, **26**, no. 7, 1549–1564.
- [30] Nadri, M., H. Hammouri, and C. A. Zaragoza, 2004: Observer design for continuous-discrete time state affine systems up to output injection. *European journal of control*, **10**, no. 3, 252–263.
- [31] Perruquetti, W., T. Floquet, and E. Moulay, 2008: Finite-time observers: Application to secure communication. *IEEE Transactions on Automatic Control*, **53**, no. 1, 356–360.
- [32] Pettersson, S., 2006: Designing switched observers for switched systems using multiple lyapunov functions and dwell-time switching. : *IFAC Conference on Analysis and Design of Hybrid Systems*, 18–23.
- [33] Polyakov, A., 2012: Nonlinear feedback design for fixed-time stabilization of linear control systems. *IEEE Transactions on Automatic Control*, **57**, no. 8, 2106–2110.
- [34] Praly, L. and I. Kanellakopoulos, 2000: Output feedback asymptotic stabilization for triangular systems linear in the unmeasured state components. *39th IEEE Conference on Decision and Control*, Sydney, Australia, 2466–2471.
- [35] Rabehi, D., D. Efimov, and J.-P. Richard, 2017: Interval estimation for linear switched system. *20th IFAC WC*, Toulouse, France.
- [36] Raissi, T., D. Efimov, and A. Zolghadri, 2012: Interval state estimation for a class of nonlinear systems. *IEEE Transactions on Automatic Control*, **57**, no. 1, 260–265.
- [37] Rios, H. and A. Teel, 2016: A hybrid observer for fixed-time state estimation of linear systems. *55th IEEE Conference on Decision and Control*, Las Vegas, USA, 5408–5413.
- [38] Sauvage, F., M. Guay, and D. Dochain, 2007: Design of a nonlinear finite-time converging observer for a class of nonlinear systems. *Journal of Control Science and Engineering*, **2007**, 1–9.
- [39] Sun, Z., S. Ge, and T. Lee, 2002: Controllability and reachability criteria for switched linear systems. *Automatica*, **38**, no. 5, 775–786.
- [40] Tanwani, A., H. Shim, and D. Liberzon, 2013: Observability for switched linear systems: characterization and observer design. *IEEE Transactions on Automatic Control*, **58**, no. 4, 891–904.
- [41] Wang, J., S. Ma, and C. Zhang, 2017: Finite-time stabilization for nonlinear discrete-time singular markov jump systems with piecewise-constant transition probabilities subject to average dwell time. *Journal of the Franklin Institute*, **354**, no. 5, 2102–2124.

How to cite this article: Dinh T.N. and Defoort M., (2019), Fixed-time state estimation for a class of switched nonlinear time-varying systems, *Asian J Control*, xxx:xx:x–xx.