



HAL
open science

Performance Analysis of Uplink NOMA-Relevant Strategy Under Statistical Delay QoS Constraints

Mylène Pischella, Arsenia Chorti, Inbar Fijalkow

► **To cite this version:**

Mylène Pischella, Arsenia Chorti, Inbar Fijalkow. Performance Analysis of Uplink NOMA-Relevant Strategy Under Statistical Delay QoS Constraints. *IEEE Wireless Communications Letters*, 2020, 9 (8), pp.1323-1326. 10.1109/LWC.2020.2990563 . hal-02553369

HAL Id: hal-02553369

<https://cnam.hal.science/hal-02553369>

Submitted on 15 May 2020

HAL is a multi-disciplinary open access archive for the deposit and dissemination of scientific research documents, whether they are published or not. The documents may come from teaching and research institutions in France or abroad, or from public or private research centers.

L'archive ouverte pluridisciplinaire **HAL**, est destinée au dépôt et à la diffusion de documents scientifiques de niveau recherche, publiés ou non, émanant des établissements d'enseignement et de recherche français ou étrangers, des laboratoires publics ou privés.

Performance Analysis of Uplink NOMA-Relevant Strategy Under Statistical Delay QoS Constraints

Mylene Pischella, *Senior Member, IEEE*, Arsenia Chorti, *Member, IEEE* and Inbar Fijalkow, *Senior Member, IEEE*

Abstract—A new multiple access (MA) strategy, referred to as non orthogonal multiple access - Relevant (NOMA-R), allows selecting NOMA when this increases *all* individual rates, i.e., it is beneficial for both strong(er) and weak(er) individual users. This letter provides a performance analysis of the NOMA-R strategy in uplink networks with statistical delay constraints. Closed-form expressions of the effective capacity (EC) are provided in two-users networks, showing that the strong user always achieves a higher EC with NOMA-R. Regarding the networks sum EC, there are distinctive gains with NOMA-R, particularly under stringent delay constraints.

Index Terms: NOMA, effective capacity, QoS delay constraint.

I. INTRODUCTION

Due to the strict delay requirements of many emerging ultra reliable low latency communication (URLLC) applications in beyond fifth generation (B5G) networks, the investigation of the interplay between statistical delay quality of service (QoS) constraints and wireless propagation conditions is highly timely. In this context, employing the link layer metric of the effective capacity (EC) [1], [2] – which indicates the maximum achievable rate under a target delay-outage probability threshold – emerges as a natural choice.

In parallel, non-orthogonal multiple access (NOMA) [3] has been consistently shown to achieve higher sum spectral efficiencies when compared to OMA or other schemes [4]. Moreover, NOMA may be required in B5G networks for very large users densities. Up to now, EC analyses in NOMA networks have focused primarily on the downlink [5]–[7]. With respect to the uplink, in [8] it was shown that in two-user networks NOMA is more efficient than OMA at low signal to noise ratios (SNRs), whereas the opposite conclusion holds at large SNRs, due to the interference experienced by the strong user. Adaptive multiple access (MA) strategies could therefore enhance the performance; to the best of our knowledge, [9] is the first attempt to propose an adaptive MA strategy, called NOMA-Relevant (NOMA-R). In NOMA-R, clusters of users employ NOMA only when it is beneficial for all of them in terms of their individual rates.

This letter is the first EC performance analysis of adaptive MA strategies. Its contributions are the following: (i) we evaluate the probability of using NOMA when NOMA-R is

employed; (ii) we use the EC as the performance metric¹, provide new analytic expressions of the EC with NOMA-R and compare them to those derived in the two-users case for NOMA and OMA in [8]; (iii) we prove that NOMA-R is the strategy that maximizes the EC of the strong user, whereas it always outperforms OMA but not NOMA for the weak user; (iv) with respect to this latter aspect, this loss in EC for the weak user becomes negligible under stringent delay constraints; (v) numerical results also show that this conclusion holds for a larger number of users. This letter consequently proves that NOMA-R is a very efficient strategy for delay constrained applications.

II. PROBABILITY OF USING NOMA WITH NOMA-R

A. System model

Let us consider a network with K users employing either OMA, NOMA or NOMA-R in the uplink. The achievable rate of user $k \in \mathcal{S}_K = \{1, \dots, K\}$ is denoted in the following by R_k , \tilde{R}_k and \hat{R}_k for NOMA, OMA and NOMA-R, respectively. We assume that the independent and identically distributed (i.i.d.) fading channel coefficients in the links to the base station (BS), denoted by h_k , follow unit variance Rayleigh distributions. The channel gains $x_k = |h_k|^2$ are assumed ordered in decreasing order, so that $x_k \leq x_{k+1} \forall k \in \{1, \dots, K-1\}$, and, their distributions can be found by using the theory of order statistics [10]. We denote by $\rho = \frac{1}{N}$ the transmit SNR with N the additive white Gaussian noise power in each link (assumed the same for all links for simplicity). The transmit power used by user k is denoted by P_k so that its received SNR is ρP_k , $k \in \mathcal{S}_K$. Let us assume that a cluster \mathcal{S} of users in \mathcal{S}_K with cardinality $|\mathcal{S}|$ is chosen for NOMA. The achievable rates (in bits/s/Hz) of the k th user in \mathcal{S} , assuming perfect successive interference cancellation (SIC) decoding, can be expressed as:

$$R_k = \frac{|\mathcal{S}|}{K} \log_2 \left(1 + \frac{\rho P_k x_k}{1 + \sum_{j \in \mathcal{S}, j < k} \rho P_j x_j} \right), \forall k \in \mathcal{S}. \quad (1)$$

On the other hand, for the k th user in $\mathcal{S}_K \setminus \mathcal{S}$ the achievable rates with OMA are given as

$$\tilde{R}_k = \frac{1}{K} \log_2 (1 + \rho P_k x_k), \forall k \in \mathcal{S}_K \setminus \mathcal{S}. \quad (2)$$

The coefficients $|\mathcal{S}|/K$ and $1/K$ account for fair division of the resources between the users employing NOMA and OMA,

¹We note that [9] focused on proportional fairness.

Mylene Pischella is with CNAM CEDRIC, France and is a visiting researcher at ETIS, UMR 8051 (contact: mylene.pischella@cnam.fr); Arsenia Chorti and Inbar Fijalkow are with ETIS UMR 8051 CY Cergy Paris Universit, ENSEA, CNRS, France.

respectively. Although in a standard NOMA network all users will employ NOMA, i.e., \mathcal{S} and \mathcal{S}_K coincide, in NOMA-R, \mathcal{S} is a subset of \mathcal{S}_K . The formalization of the NOMA-R criterion stems from the requirement that \mathcal{S} includes all users whose achievable rates are greater with NOMA than with OMA, i.e.,

$$1 + \frac{\rho P_k x_k}{1 + \sum_{j \in \mathcal{S}, j < k} \rho P_j x_j} \geq (1 + \rho P_k x_k)^{\frac{1}{|\mathcal{S}|}}. \quad (3)$$

Users in $\mathcal{S}_K \setminus \mathcal{S}$ employ OMA. Consequently, the data rate in NOMA-R is $\tilde{R}_k = R_k \forall k \in \mathcal{S}$ and $\tilde{R}_k = \bar{R}_k \forall k \notin \mathcal{S}$. In terms of implementation, the BS identifies the subsets \mathcal{S} using its knowledge of the network's full channel state information (CSI). It then transmits to each user a one-bit feedback indicating whether they should use OMA or NOMA and either the user's index in the OMA subset or the NOMA cluster index if several disjoint NOMA clusters are selected. Therefore, NOMA-R imposes at most one-bit signalling overhead with respect to OMA.

The EC in bits/s/Hz of user $k \in \mathcal{S}_K$ is defined as [1]:

$$E_c^k = -\frac{1}{\theta_k T_f B} \ln (\mathbb{E}[e^{-\theta_k T_f B r_k}]) = \frac{1}{\beta_k} \log_2 (\mathbb{E}[e^{\beta_k \ln(2) r_k}])$$

where r_k is the achievable rate of user k (equal to R_k , \bar{R}_k , or \tilde{R}_k if the user employs NOMA, OMA or NOMA-R, respectively), T_f is the symbol period and B is the occupied bandwidth. θ_k , known as the QoS exponent [1], is the exponent of the exponential decay of the buffer overflow probability. Under a constant packet arrival rate assumption, the EC is defined as the maximum achievable rate such that a target delay-bound violation probability is met. The more stringent the delay requirement, the larger the delay exponent θ_k . To simplify the notation, we define $\beta_k = -\frac{\theta_k T_f B}{\ln(2)}$ as the negative QoS exponent. Closed form expressions of the EC when OMA and NOMA are employed were derived in [8] for $K = 2$ and are not repeated in the present for compactness.

B. Probability of using NOMA while in NOMA-R for $K \geq 2$

When NOMA-R selects NOMA for $k \in \mathcal{S}$, the sum rate can easily be shown to be equal to $\frac{|\mathcal{S}|}{K} \log_2 (1 + \sum_{k \in \mathcal{S}} \rho P_k x_k)$. Consequently, the subset \mathcal{S} of \mathcal{S}_K that maximizes the sum rate while satisfying (3) is selected by NOMA-R. Several disjoint clusters may also be selected if they independently verify (3).

The probability of using NOMA when NOMA-R is employed, denoted by τ_K in the following, is the union of the probabilities to verify (3) for any subset $\mathcal{S} \subseteq \mathcal{S}_K$ with $|\mathcal{S}| \geq 2$ and its analytical derivation is very evolved. As an illustrative example, let us assume $\mathcal{S} = \{1, \dots, k\}$ with $k \leq K$. Let $y_k = \rho P_k x_k$ be the weighted k th order statistics and $z_k = \sum_{j=1}^{k-1} \rho P_j x_j$ the weighted sum of the lowest $(k-1)$ th order statistics. Then τ_k is equal to:

$$\tau_k = Pr \left(\bigcap_{i=2:k} \left(\frac{(1+y_i) - (1+y_i)^{\frac{1}{k}}}{(1+y_i)^{\frac{1}{k}} - 1} \geq z_i \right) \right). \quad (4)$$

For the specific case $k = K$, the joint probability density function (pdf) of (y_K, z_K) can be derived by using the

moment generating function (MGF) of the weighted sum of the lowest order statistics, denoted as \mathcal{M}_{z_K} , as in [10]. The pdf of z_k can be obtained by using the following properties: $\mathcal{M}_{z_K} = \prod_{j=1}^{K-1} \mathcal{M}_{x_j}(\rho P_j x_j)$ and $\mathcal{L}^{-1}(\mathcal{M}_{x_j}(\rho P_j x_j))(t) = \frac{1}{\rho P_j} f_{x_j} \left(\frac{t}{\rho P_j} \right)$, where \mathcal{L}^{-1} is the inverse Lagrange transform. Consequently, the joint pdf $f_{z_K, y_K = \bar{y}}$ can be derived from that of z_k and y_K in [10, eq. (3.41)]. However, a closed-form expression of $Pr \left(\frac{(1+y_K) - (1+y_K)^{\frac{1}{K}}}{(1+y_K)^{\frac{1}{K}} - 1} \geq z_K \right)$ cannot be obtained, and similarly to the conclusion in [11, Section V.D], it should be calculated with a mathematical software. Moreover when $k < K$, to the best of our knowledge, the joint pdf of (y_K, z_K) is yet unknown. Consequently, when $K > 2$, (4) cannot be evaluated analytically with reasonable effort. For all these reasons, our analytical study is limited to $K = 2$ while we provide numerical results for $K > 2$.

Finally, examining the case non i.i.d. channel coefficients, we note that the case of non-identical exponential distributions can be treated as in [12], while the case of non independent coefficients as in [13]. If full CSI is not available at the BS, CSI uncertainties can be inserted in users' distributions to derive an MA selection strategy [13], and, when $K = 2$, (3) can be formulated as a binary hypothesis testing problem [14].

C. Probability of using NOMA while in NOMA-R for $K = 2$

In the following, we consider the two-users case and call user 2 the strong user, and user 1 the weak user. As $R_1 \geq \bar{R}_1$ is always fulfilled, the NOMA-R strategy is used whenever $R_2 \geq \bar{R}_2$. The NOMA-R condition consequently simplifies to $x_2 \geq \frac{\rho^2 x_1^2 P_1^2 - 1}{\rho P_2}$ and $\tau_2 = \tau(\rho) = Pr \left(x_2 \geq \frac{\rho^2 x_1^2 P_1^2 - 1}{\rho P_2} \right)$. Using the theory of order statistics, the pdf of x_1 is $2e^{-2x_1}$, the pdf of x_2 is $2e^{-x_2}(1 - e^{-x_2})$ and the joint pdf of (x_1, x_2) is $2e^{-x_1}e^{-x_2}$. Then $\tau(\rho)$ is equal to:

$$\begin{aligned} \tau &= \int_{x_1=0}^{\frac{P_2 + \sqrt{P_2^2 + 4P_1^2}}{2\rho P_1^2}} \int_{x_2=x_1}^{+\infty} 2e^{-x_1}e^{-x_2} dx_2 dx_1 \\ &+ \int_{x_1=\frac{P_2 + \sqrt{P_2^2 + 4P_1^2}}{2\rho P_1^2}}^{+\infty} \int_{x_2=\frac{\rho^2 x_1^2 P_1^2 - 1}{\rho P_2}}^{+\infty} 2e^{-x_1}e^{-x_2} dx_2 dx_1 \\ &= f(\rho) + g(\rho) \end{aligned} \quad (5)$$

where

$$f(\rho) = 1 - e^{-\frac{P_2 + \sqrt{P_2^2 + 4P_1^2}}{\rho P_1^2}} \quad (6)$$

$$g(\rho) = \frac{\sqrt{\pi} e^{\frac{4P_1^2 + P_2^2}{4\rho P_2 P_1^2}} \left(1 - \operatorname{erf} \left(\frac{2P_2 + \sqrt{P_2^2 + 4P_1^2}}{2\sqrt{P_2 \rho P_1}} \right) \right) \sqrt{P_2}}{P_1 \sqrt{\rho}} \quad (7)$$

and $\operatorname{erf}(x) = \frac{2}{\sqrt{\pi}} \int_0^x e^{-t^2} dt$. The boundary in both integrals in (5) is due to the fact that x_2 should always be such that $x_2 \geq x_1$, but $\frac{\rho^2 x_1^2 P_1^2 - 1}{\rho P_2}$ is lower than x_1 if $x_1 \leq \frac{P_2 + \sqrt{P_2^2 + 4P_1^2}}{2\rho P_1^2}$. $\tau(\rho)$ is a monotonically decreasing function with respect to ρ . (5) is validated with Monte-Carlo simulations, shown in Fig. 1, assuming that $P_1 + P_2 = 1$.

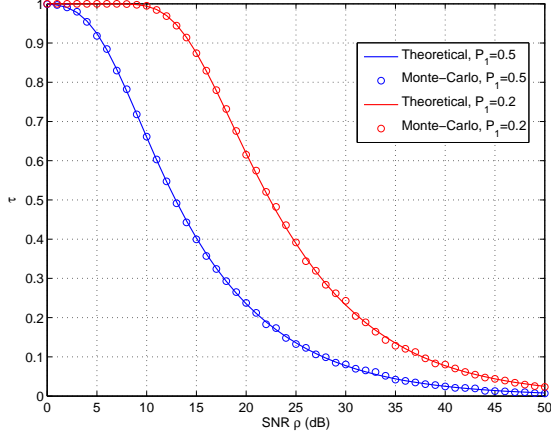


Fig. 1. Validation of the closed-form expression of τ

Lemma 1. $\tau(\rho)$ tends to 1 when ρ tends to 0 and $\tau(\rho)$ tends to 0 when $\rho \gg 1$.

Proof. When $\rho \rightarrow 0$, $f(\rho) \rightarrow 1$. Moreover, $\text{erf}(x) \approx 1 - e^{-x^2}/(x\sqrt{\pi})$ when $x \gg 1$, which implies that $g(\rho) \approx ae^{-b/\rho}$ with (a, b) two strictly positive constants. Therefore, $g(\rho) \rightarrow 0$ when $\rho \rightarrow 0$. Furthermore, when $\rho \gg 1$, $f(\rho) \rightarrow 0$. As $\text{erf}(x) \approx \frac{2}{\sqrt{\pi}}xe^{-x^2}$ when $x \rightarrow 0$, $g(\rho) \approx a_1\frac{e^{a_2/\rho}}{\rho} + b_1\frac{e^{b_2/\rho}}{\rho}$ where (a_1, a_2, b_1, b_2) are constants and $g(\rho) \rightarrow 0$ \square

III. NOMA-R EFFECTIVE RATES

The ECs of user $k = 1, 2$ when employing NOMA, OMA or NOMA-R are denoted by $E_{c,N}^k$, $E_{c,O}^k$ and $E_{c,R}^k$, respectively.

A. NOMA-R EC of user 1

We hereafter derive closed-form expressions of the EC with NOMA-R. As τ corresponds to the proportion of time spent in NOMA and $(1 - \tau)$ is the proportion of time spent in OMA, the EC of user $k \in \{1, 2\}$ when the NOMA-R strategy is employed is given as:

$$E_{c,R}^k = \frac{1}{\beta_k} \log_2 \left(\mathbb{E} \left[e^{\beta_k \tau R_k + \beta_k (1-\tau) \tilde{R}_k} \right] \right). \quad (8)$$

For user 1, the EC achieved with the NOMA-R strategy is:

$$\begin{aligned} E_{c,R}^1 &= \frac{1}{\beta_1} \log_2 \left(\mathbb{E} \left[(1 + \rho P_1 x_1)^{\frac{\beta_1(\tau+1)}{2}} \right] \right) \\ &= \frac{1}{\beta_1} \log_2 \left(\frac{2}{\rho P_1} U \left(1, 2 + \frac{\beta_1(\tau+1)}{2}, \frac{2}{\rho P_1} \right) \right) \end{aligned} \quad (9)$$

where $U(a, b, z) = \frac{1}{\Gamma(a)} \int_0^\infty e^{-zt} t^{a-1} (1+t)^{(b-a-1)} dt$ denotes the confluent hypergeometric function.

Lemma 2. $E_{c,R}^1$ is monotonically increasing with ρ .

Proof. Let us consider ρ_1 and ρ_2 such that $\rho_1 < \rho_2$. For any value of β_1 , let us define: $\beta_{1,a} = \frac{\beta_1(1+\tau(\rho_1))}{2}$ and $\beta_{1,b} = \frac{\beta_1(1+\tau(\rho_2))}{2}$. Then from [8, eq.(11)] and (9), $E_{c,R}^1(\beta_1, \rho_1) = E_{c,N}^1(\beta_{1,a}, \rho_1)$ and $E_{c,R}^1(\beta_1, \rho_2) = E_{c,N}^1(\beta_{1,b}, \rho_2)$. As $\tau(\rho)$

is a decreasing function with respect to ρ , and β are negative, $\beta_{1,a} \leq \beta_{1,b}$. Moreover, $E_{c,R}^1(\beta, \rho)$ is increasing both with respect to β and to ρ according to [8]. Consequently, $E_{c,N}^1(\beta_{1,a}, \rho_1) \leq E_{c,N}^1(\beta_{1,a}, \rho_2) \leq E_{c,N}^1(\beta_{1,b}, \rho_2)$ and:

$$E_{c,R}^1(\beta_1, \rho_1) \leq E_{c,R}^1(\beta_1, \rho_2) \quad \forall \rho_1 < \rho_2 \quad (10)$$

\square

B. NOMA-R EC of user 2

For user 2, the NOMA-R EC is given by

$$E_{c,R}^2 = \frac{1}{\beta_2} \log_2 \left(\mathbb{E} \left[\left(1 + \frac{\rho P_2 x_2}{1 + \rho P_1 x_1} \right)^{\beta_2 \tau} (1 + \rho P_2 x_2)^{\frac{\beta_2(1-\tau)}{2}} \right] \right) \quad (11)$$

Lemma 3. When ρ tends to 0, the EC with the NOMA-R strategy becomes equivalent to that of NOMA given in [8].

Proof. When $\rho \rightarrow 0$, $\tau(\rho) \rightarrow 1$ and therefore $(1 + \rho P_2 x_2)^{\frac{\beta_2(1-\tau)}{2}} \rightarrow 1$. Consequently, $E_{c,R}^2$ tends to $E_{c,N}^2$. \square

Lemma 4. When $\rho \gg 1$, the EC with the NOMA-R strategy becomes equivalent to that of OMA and its closed-form expression is given by:

$$E_{c,R}^2 \approx \frac{1}{\beta_2} \log_2 \left(\Gamma \left(\frac{\beta}{2} + 1 \right) (\rho P_2)^{\frac{\beta}{2}} (2 - 2^{-\frac{\beta}{2}}) \right). \quad (12)$$

Proof. When $\rho \gg 1$, $\left(1 + \frac{\rho P_2 x_2}{1 + \rho P_1 x_1} \right)^{\beta_2 \tau} \rightarrow 1$ because $\tau \rightarrow 0$. Then using $(1+x)^\alpha \approx x^\alpha$, the EC of user 2 becomes:

$$\begin{aligned} E_{c,R}^2 &\approx \frac{1}{\beta_2} \log_2 \left(\mathbb{E} \left[(\rho P_2 x_2)^{\frac{\beta_2}{2}} \right] \right) \\ &\approx \frac{1}{\beta_2} \log_2 \left(\int_0^\infty 2 (\rho P_2 x_2)^{\frac{\beta_2}{2}} e^{-x_2} (1 - e^{-x_2}) dx_2 \right). \end{aligned}$$

The integral's closed-form expression leads to (12). \square

Theorem 1. The EC of user 1 is always larger with NOMA than with NOMA-R, while OMA is the worst strategy in terms of EC. Moreover, the EC of user 2 is always larger with the NOMA-R strategy than with NOMA or OMA.

Proof. The NOMA-R instantaneous rate of user 1 is equal to $\hat{R}_1 = \frac{(1+\tau)}{2} \log_2(1 + \rho P_1 x_1)$, according to (9). Therefore $\tilde{R}_1 \leq \hat{R}_1 \leq R_1$. Then as β_1 is negative, $e^{\beta_1 R_1} \leq e^{\beta_1 \hat{R}_1} \leq e^{\beta_1 \tilde{R}_1}$, and $\mathbb{E} [e^{\beta_1 R_1}] \leq \mathbb{E} [e^{\beta_1 \hat{R}_1}] \leq \mathbb{E} [e^{\beta_1 \tilde{R}_1}]$, so that

$$E_{c,N}^1 \geq E_{c,R}^1 \geq E_{c,O}^1 \quad (13)$$

The NOMA-R rate of user 2 is $\hat{R}_2 = \max\{R_2, \tilde{R}_2\}$. Following the same steps as for user 1, we conclude that

$$E_{c,R}^2 \geq E_{c,N}^2 \text{ and } E_{c,R}^2 \geq E_{c,O}^2 \quad (14)$$

\square

Remark: $E_{c,R}^2$ asymptotically tends to either $E_{c,N}^2$ or $E_{c,O}^2$, both of which are monotonically increasing with ρ . Moreover, contrary to the NOMA strategy, the NOMA-R strategy does not lead to a saturation of the EC of the strong user because of (14) and because $E_{c,O}^2$ increases without bound with ρ [8].

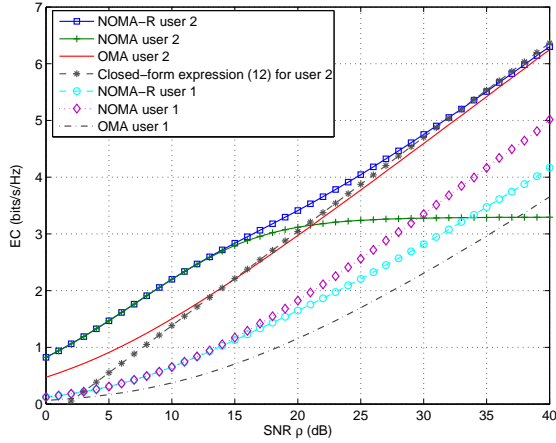


Fig. 2. EC per user versus SNR ρ when $K = 2$

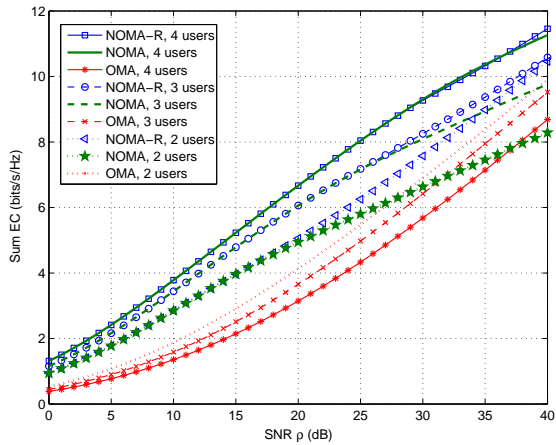


Fig. 3. Sum EC versus SNR ρ

IV. NUMERICAL RESULTS

Performance comparisons with respect to EC with the NOMA-R strategy are provided for $P = [0.2, 0.8]$, $P = [0.05, 0.15, 0.8]$ and $P = [0.01, 0.04, 0.15, 0.8]$ when $K = 2, 3$ and 4, respectively. Unless otherwise stated, $\beta_k = -2, \forall k$. Fig. 2 validates the results of Theorem 1. Fig. 3 shows that the largest sum EC is always achieved with NOMA-R whatever the value of K . Moreover, the sum EC with NOMA-R coincides with that of NOMA when the SNR is lower than a minimum value ρ_{\min} that increases with K , because constraint (3) becomes less stringent when K increases. Fig. 4 shows the dependency of the EC on to β_1 when the SNR is equal to 35 dB, $\beta_K = -2$ and $\beta_j = \beta_1, \forall j < K$. The sum EC is larger with NOMA-R, except when β_1 approaches 0. The NOMA-R strategy is consequently more favorable when the target delay-bound violation probabilities are more stringent, especially for weak users.

V. CONCLUSIONS

In this letter the EC performance of an adaptive MA strategy, NOMA-R, was studied both analytically for $K = 2$ users and numerically for larger values of K . It was shown that

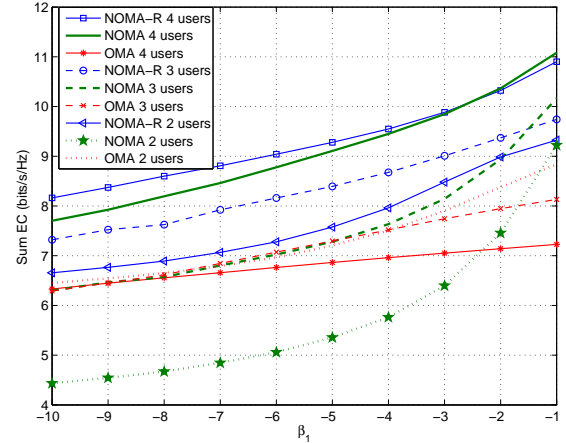


Fig. 4. Sum EC versus β_1

NOMA-R is an advantageous strategy for delay constrained applications in B5G, e.g., URLLC, particularly as the users' delay-outage probability constraints become more stringent.

REFERENCES

- [1] D. Wu and R. Negi, "Effective Capacity: a Wireless Link Model for Support of Quality of Service," *IEEE Trans. Wireless Commun.*, vol. 2, no. 4, pp. 630–643, July 2003.
- [2] M. Amjad, L. Musavian, and M. H. Rehmani, "Effective Capacity in Wireless Networks: A Comprehensive Survey," *IEEE Commun. Surveys Tuts.*, pp. 1–33 (early access), July 2019.
- [3] L. Dai, B. Wang, Z. Ding, Z. Wang, S. Chen, and L. Hanzo, "A Survey of Non-Orthogonal Multiple Access for 5G," *IEEE Commun. Surv. Tut.*, vol. 20, no. 3, pp. 2294–2323, thirdquarter 2018.
- [4] Y. Kanaras, A. Chorti, M. Rodrigues, and I. Darwazeh, "An optimum detection for a spectrally efficient non orthogonal FDM system," in *Proc. 13th Int. OFDM WS*, Aug 2008, pp. 65–68.
- [5] G. Liu, Z. Ma, X. Chen, Z. Ding, F. R. Yu, and P. Fan, "Cross-Layer Power Allocation in Non-Orthogonal Multiple Access Systems for Statistical QoS Provisioning," *IEEE Trans. Veh. Technol.*, vol. 66, no. 12, pp. 11388–11393, Dec 2017.
- [6] W. Yu, L. Musavian, and Q. Ni, "Link-Layer Capacity of NOMA Under Statistical Delay QoS Guarantees," *IEEE Trans. Commun.*, vol. 66, no. 10, pp. 4907–4922, Oct 2018.
- [7] C. Xiao, J. Zeng, W. Ni, R. P. Liu, X. Su, and J. Wang, "Delay Guarantee and Effective Capacity of Downlink NOMA Fading Channels," *IEEE J. Sel. Topics Signal Process.*, vol. 13, no. 3, pp. 508–523, June 2019.
- [8] B. Moukhtar, W. Yu, A. Chorti, and L. Musavian, "Performance Analysis of NOMA Uplink Networks under Statistical QoS Delay Constraints," in *to appear in Proc. Int. Conf. Commun. (ICC) 2020*, pp. 1–7.
- [9] M. Pischella and D. Le Ruyet, "NOMA-Relevant Clustering and Resource Allocation for Proportional Fair Uplink Communications," *IEEE Wireless Commun. Lett.*, vol. 8, no. 3, pp. 873–876, June 2019.
- [10] H.-C. Yang and M.-S. Alouini, *Order Statistics in Wireless Communications: Diversity, Adaptation, and Scheduling in MIMO and OFDM Systems*, Cambridge University Press, 2011.
- [11] Y. Ko, H. Yang, S. Eom, and M. Alouini, "Adaptive Modulation with Diversity Combining Based on Output-Threshold MRC," *IEEE Trans. Wir. Commun.*, vol. 6, no. 10, pp. 3728–3737, October 2007.
- [12] N. Balakrishnan, "Order statistics from non-identical exponential random variables and some applications," *Commun. Stat. - Theor. Meth.*, vol. 18, no. 2, pp. 203–253, 1994.
- [13] A. Alsawah and I. Fijalkow, "Practical radio link resource allocation for fair QoS-provision on OFDMA downlink with partial channel-state information," *EURASIP J. Adv. Signal Proc.*, pp. 1–16, 2009.
- [14] S. W. H. Shah, M. M. U. Rahman, A. N. Mian, A. Imran, S. Mumtaz, and O. A. Dobre, "On the impact of mode selection on effective capacity of device-to-device communication," *IEEE Wireless Communications Letters*, vol. 8, no. 3, pp. 945–948, 2019.