



HAL
open science

A multilevel approach to individual and organizational predictors of stress and fatigue among healthcare workers of a university hospital: A longitudinal study

Oumou Daouda, René Bun, Karim Bouziad, Katuska Miliani, Anastasia Essa-Eworo, Florence Espinasse, Delphine Seytre, Anne Casetta, Simone Nérome, Adelaide Nascimento, et al.

► **To cite this version:**

Oumou Daouda, René Bun, Karim Bouziad, Katuska Miliani, Anastasia Essa-Eworo, et al.. A multilevel approach to individual and organizational predictors of stress and fatigue among healthcare workers of a university hospital: A longitudinal study. 2022. hal-03587531v1

HAL Id: hal-03587531

<https://cnam.hal.science/hal-03587531v1>

Preprint submitted on 24 Feb 2022 (v1), last revised 10 Nov 2022 (v2)

HAL is a multi-disciplinary open access archive for the deposit and dissemination of scientific research documents, whether they are published or not. The documents may come from teaching and research institutions in France or abroad, or from public or private research centers.

L'archive ouverte pluridisciplinaire **HAL**, est destinée au dépôt et à la diffusion de documents scientifiques de niveau recherche, publiés ou non, émanant des établissements d'enseignement et de recherche français ou étrangers, des laboratoires publics ou privés.

Title: A multilevel approach to individual and organizational predictors of stress and fatigue among healthcare workers of a university hospital: A longitudinal study

by Oumou Salama Daouda^{1*}, René Sosata Bun^{2*}, Karim Ait Bouziad¹, Katiuska Miliari³, Anastasia Essa-Eworo³, Florence Espinasse⁴, Delphine Seytre⁵, Anne Casetta⁶, Simone Nérome⁷, Adelaide Nascimento⁸, Pascal Astagneau^{2,3}, Laura Temime¹ and Mounia N Hocine¹

** Oumou Salama Daouda and René Sosata Bun made equal contributions to this manuscript*

¹ MESuRS Laboratory, Conservatoire national des arts et métiers, Paris, France

² IPLESP, INSERM, Sorbonne université, Paris, France

³ CPIAS Ile de France, Paris, France

⁴ Hôpital Ambroise Paré, AP-HP, Boulogne, France

⁵ Hôpital Avicenne, AP-HP, Bobigny, France

⁶ Hôpital Cochin, AP-HP, Paris, France

⁷ Hôpital Beaujon, AP-HP, Clichy

⁸ CRTD Laboratory, Conservatoire national des arts et métiers, Paris, France

Correspondence concerning this article should be addressed to Ms. Oumou S. Daouda, MESuRS laboratory, Cnam, 292 rue Saint Martin, 75003 Paris, France.

E-mail : oumou-salama.daouda@lecnam.net

Word count: 3420

ABSTRACT

Objective: Healthcare workers are at high risk of experiencing stress and fatigue due to the demands of their work within hospitals. Improving their physical and mental health and in turn, the quality and safety of care, requires considering factors at both individual and organizational levels. Using a multi-center prospective cohort, this study aims to identify the individual and organizational predictors of stress and fatigue of healthcare workers in several wards from university hospitals.

Methods: Our cohort consist of 695 healthcare workers from 32 hospital wards drawn at random within four volunteer hospital centers in Paris-area. Three-level longitudinal analyses, accounting for repeated measures (level 1) across participants (level 2) nested within wards (level 3) and adjusted for relevant fixed and time varying confounders were performed.

Results: At baseline, the sample was composed by 384 registered nurses, 300 auxiliary nurses and 11 midwives. According to the 3-level longitudinal models, some predictors were found in common for both stress and fatigue (low support from the hierarchy, low safety culture, overcommitment at work, presenteeism while sick...). However, specific predictors for high level of stress (negative life events, low support from the colleagues and high frequency of break cancellation) and fatigue (commuting duration, frequent use of interim staff in the ward...) were also found.

Conclusion: Our results may help identify at-risk healthcare workers and wards, where interventions to reduce stress and fatigue should be focused. These interventions could include manager training to favor better staff support and overall safety culture of healthcare workers.

Keywords: nursing, statistical modeling, 3-level modeling, cohort, occupational health, work environment, PSS-10, France, prevention

1. What is already known about this subject?

- Healthcare workers have high levels of perceived stress and fatigue, particularly in medical fields highly exposed to infectious risks.
- High occupational stress and fatigue can negatively affect healthcare workers behaviors in terms of absenteeism, and ultimately intention to leave as well as quality of care.
- Individual and organizational differences contribute to different perceptions and consequences of occupational stress and fatigue in healthcare workers.

2. What are the new findings?

- The ward-level environment significantly influences the stress and fatigue of healthcare workers, in addition to individual factors and time variations.
- Hierarchy providing low support and with low safety culture, work overinvestment, presenteeism while sick, and working in smaller wards were identified as predictors of both high stress and fatigue of healthcare workers.
- Negative life events (whether personal or professional), low support from the colleagues and high frequency of break cancellation are specific predictors of high level of stress. While commuting duration, frequent use of interim staff and working in a medical ward were associated with high level of fatigue.

3. How might this impact on policy or clinical practice in the foreseeable future?

- In this study, we can identify some areas for improvement to better prevent stress and fatigue for healthcare workers. High stress and fatigue can be reduced through mutual and specific organizational intervention strategies.

INTRODUCTION

There is a growing research interest about stress in healthcare workers, as the prevalence of nurses affected by negative mental states is high [1,2]. This was underlined by a recent meta-analysis, included 45 539 nurses worldwide in 49 countries across multiple specialties, that estimated 11.2% prevalence of burnout among global nurses [3]. Moreover, the current COVID-19 pandemic has exacerbated stress, depression, and anxiety in front-line healthcare workers, as underlined by another meta-analysis [4].

In consequence, healthcare workers are likely to develop chronic health problems and stress-related illnesses which can result in frequent staff sickness and absenteeism [5,6]. Stress and fatigue in the workplace negatively impact productivity and absenteeism [6], and may result in non-optimal quality of care for patients in healthcare settings [7,8]. For instance in 2020, the average absenteeism rate in French public hospitals was estimated 9.5% among a representative sample of 300 hospitals [9].

Among healthcare workers, stress and fatigue both have multifactorial etiology and are different in nature. In fact, they cannot be explained just by the classic unicausal model of occupational illnesses but rather by the model of "work-related illnesses" [10]. Both organizational and personal factors are involved in healthcare workers' occupational stress [11–13]. The latter are also exposed to classic and emergent psychosocial work factors and mental health [14].

While the occupational predictors of both stress and fatigue in nurses have been explored cross-sectionally before, for instance by Jones et al. in the French context [15], very few longitudinal studies are available on this subject [16,17]. In addition, there is still a lack of literature regarding the trajectory of stress and fatigue among healthcare workers that

accounts for the specificities of the wards and hospitals they work in, in terms of structure and organization.

Here, using 1-year longitudinal data collected in 32 French hospital wards, we aim to determine the real-time associations between perceived stress and fatigue of healthcare workers, and individual and organizational-level factors.

MATERIAL AND METHODS

Study design and participants

Study Design and data collection

We designed a multicenter study on the individual and organizational predictors of stress and fatigue and infectious risk among healthcare workers at the Hospitals of Paris, the STRIPPS study [18]. The study was conducted between February 2018 and July 2019 and data were collected on midwives, registered and auxiliary nurses. Healthcare workers were recruited from 4 voluntary French University general care hospitals. Eight wards per participating hospital were drawn at random wards employing at least 30 healthcare workers.

Data were collected longitudinally every 4 months during one year by two different interviewers for all included participants as follows: t_0 , corresponding to the first collection during the healthcare worker inclusion visit; t_1 , t_2 , t_3 , corresponding to follow-up visits at 4 months ($t_0 + 4$ months), 8 months ($t_0 + 8$ months) and 12 months ($t_0 + 12$ months). For the first data collection (t_0), dates and times of visits by an interviewer were drawn randomly for each participating ward. For later data collections, individual appointments were made with each included healthcare worker. Data were collected by the interviewers through administered questionnaires at both levels (ward level and individual level).

Individual-level variables

At the individual level, the following characteristics were collected:

- Part 1 included general and occupational characteristics such as age, sex, professional status, contractual situation, length of employment at the institution (years), and daily working hours.
- Part 2 consisted of the French version of the hospital survey on patient safety culture [19]
- Part 3 consisted of the French version of the Job Content Questionnaire (JCQ) [20] to measure support from hierarchy and colleagues
- Part 4 included general questions about work organization such as time schedule, nightshift, extra hours, mealtimes, and rest periods.
- Part 5 consisted of the Effort-Reward Imbalance at work questionnaire (ERI) to measure work overcommitment [21]

Ward-level variables

At the ward level, the following characteristics were collected: specialty, number of beds, proportion of double rooms, frequency of tasks performed outside the ward, healthcare worker to patient ratio, and use of external healthcare service providers (i.e., interim staff).

Outcome Measurements

Two primary outcomes were considered:

- 1) perceived stress, assessed with the Perceived Stress Scale 10-item scale (PSS-10). The PSS-10 score ranges from 0 to 40 (from very low to very high perceived stress). The PSS-10 questionnaire was developed by Cohen and al. [22] and validated in French [23,24].
- 2) fatigue, assessed with the Pichot fatigue scale. The Pichot score ranges from 0 to 32 (from very low to very high fatigue) [25].

Data analysis

Missing data imputation

For missing data, multiple imputation was performed on validated questionnaire items only (JCQ, PSS-10, Pichot, and ERI questionnaires). Data were imputed using multiple imputation, using the R *mice* package [26]. The *mice* package allows to perform imputation of continuous and categorical variables in a context of multilevel and longitudinal data. Indeed, the multilevel structure of the longitudinal data need to be considered in the imputation model. All questionnaire items with missing data were imputed using joint modeling and chained equations [27] considering participants as clusters. For all questionnaire items included in the imputation model, missing data were assumed to be missing at random.

Statistical analysis and modeling

We conducted analyses to identify factors associated with the stress and fatigue levels of participating healthcare workers. First, in order to validate the use of a 3-level longitudinal model, we built two unconditional models (i.e., null models, with no independent variables) with two levels (i.e., time and individual levels) and three levels (i.e., time, individual and ward levels), for each outcome. In fact, before conducting multivariate multilevel models, performing null models is strongly encouraged [28]. We then compared the two unconditional models using the Akaike's Information Criterion (AIC) [29] and ANOVA tests. Lower AIC for 3-level unconditional models validated the using of 3-level models to predict stress and fatigue in our data. Finally, before performing multivariate analyses, we conducted bivariate analyses for all individual-level variables in order to determine which variables were pertinent to be included in the multivariate analysis for stress and fatigue. All variables with a p-value less or equal to 0.20 would be considered in the model. Then, we developed a 3-level

multivariate model on each outcome, using AIC for variable selection. All data analyses were conducted using the R software [30].

Ethical approval and informed consent

The study protocol was elaborated in collaboration with the AP-HP Department of medical policy and the Department of care and of paramedical activities, and was approved after presentation to the Directorate General and the Committee on hygiene, safety and working conditions. It obtained both an agreement from the French Committee for the Protection of Persons (CPP) on 11/14/2017 and clearance from the French Data Protection Authority (CNIL) on 12/14/2017 (IDRCB N° 2017-A02939-44).

Potential participants were informed of the study through an information letter. Verbal consent was obtained by the interviewer at the beginning of each interview. Participants were guaranteed confidentiality and anonymity of responses.

RESULTS

Descriptive results

Response rate

Overall, the response rate for all included healthcare workers who answered the questionnaires at the four visits was 73.5% (510 out of 694), corresponding to 2040 responses in total for all visits. In fact, one auxiliary nurse failed to answer any of the four questions of the Karasek hierarchy questionnaire and was thus excluded from all analyses. In total, 694 healthcare workers were included at t0, 644 at t1, 578 at t2 and 556 at t3, with an overall of 2472 observations.

Healthcare workers characteristics (**Table 1**)

The final study sample consisted of 694 healthcare workers as follows: registered nurses (n = 384) (55.3%), auxiliary nurses (n = 299) (43.1%) and midwives (n = 11) (1.6%). Overall, the Female/Male gender ratio was 5.5, with 588 (84.7%) female respondents. The majority of healthcare workers were permanent staff members (n = 616) (88.9%) compared to temporary (n = 58) (8.4%) and contractual (n = 19) (2.7%) staff members. The average number of years of experience was 9 years (9.6), and more than a half of the respondents had supervising responsibilities (n = 365) (52.6%).

Table 1. Characteristics of individuals at the time of inclusion t0

	Total (N=694)
Age (years)	
<=25	125 (18.0%)
26-35	236 (34.0%)
36-45	143 (20.6%)
46-55	126 (18.2%)
>55	64 (9.2%)
Gender	
Female	588 (84.7%)
Male	106 (15.3%)
Profession	
Registered Nurses	384 (55.3%)
Auxiliary nurse (AS)	299 (43.1%)
Midwives	11 (1.6%)
Years of work in the hospital	
Mean (SD)	9.0 (9.6)
Professional status	
Temporary / Contractual CDD	58 (8.4%)
Contract / Contractual CDI	19 (2.7%)
Permanent / Titulaire	616 (88.9%)
Missing	1
Supervising responsibility	
No	329 (47.4%)
Yes	365 (52.6%)
Weekly working hours	
Mean (SD)	36.8 (4.2)
Knowledge of the schedule	
Never	13 (1.9%)
Sometimes	74 (10.7%)
Always	607 (87.5%)
Participation to the schedule	
Never	321 (46.3%)
Sometimes	266 (38.3%)
Always	107 (15.4%)
48 hours weekly rest	
No	295 (42.6%)

Yes	398 (57.4%)
Missing	1
Number of breaks per day	
Mean (SD)	1.8 (1.0)
Total duration of breaks per day (min)	
Mean (SD)	15.3 (9.3)
Transportation	
Personal car	357 (51.4%)
Public transportation	286 (41.2%)
Other (walking, bike, motorbike)	51 (7.3%)
Commuting time to work	
<1h	290 (41.8%)
1h-2h	305 (43.9%)
>2h	99 (14.3%)
HSOPSC item-1^a	
Agree	213 (30.7%)
Neutral	106 (15.3%)
Do not agree	375 (54.0%)
HSOPSC item-8^b	
Agree	220 (31.7%)
Neutral	96 (13.9%)
Do not agree	377 (54.4%)
Missing	1
HSOPSC item-9^c	
Agree	465 (67.2%)
Neutral	92 (13.3%)
Do not agree	135 (19.5%)
Missing	2
HSOPSC item-10^d	
Agree	405 (58.4%)
Neutral	116 (16.7%)
Do not agree	172 (24.8%)
Missing	1

^aHSOPSC item-1: from the Hospital Survey on Patient Safety Culture. “Hospital management provides a work climate that promotes patient safety”.

^bHSOPSC item-8: from the Hospital Survey on Patient Safety Culture. “The actions of hospital management show that patient safety is a top priority”.

^cHSOPSC item-9: from the Hospital Survey on Patient Safety Culture. “Hospital management seems interested in patient safety only after an adverse event happens”.

^dHSOPSC item-10: from the Hospital Survey on Patient Safety Culture. “Hospital units work well together to provide the best care for patients”.

Ward characteristics (Table 2)

In total, 32 wards were included from various medical fields as follows: 14 (43.8%) in surgery and obstetrics, 11 (34.4%) in medicine and 7 (21.9%) in intensive care units and

reanimation. The average number of beds per ward was 35.5 (SD =18.5), and the proportion of double rooms was approximately 20%.

In participating wards, the average patient/physician ratio was 2.9 (4.0), whereas the patient/paramedics ratio was 0.8 (0.3). In the vast majority of participating wards, work was organized in 3 8-hour shifts, while 16% of wards worked in 2 12-hour shifts.

Table 2. Characteristics of included wards

	Total (N=32)
Specialty	
Surgery/Obstetrics	14 (43.8%)
Medical	11 (34.4%)
ICU/Reanimation	7 (21.9%)
Number of beds	
Mean (SD)	35.5 (18.5)
Proportion of double bedrooms	
Mean (SD)	0.2 (0.2)
Going outside the ward	
Never	1 (3.2%)
Sometimes	11 (35.5%)
Fairly Often	14 (45.2%)
Always	5 (16.1%)
Missing	1
Ratio patient/physician	
Mean (SD)	2.9 (4.0)
Use of external healthcare services	
Never	8 (25.0%)
Sometimes	17 (53.1%)
Fairly Often	7 (21.9%)
Ratio patient/paramedics	
Mean (SD)	0.8 (0.3)
Time schedule	
2*12h	5 (15.6%)
3*8h	27 (84.4%)

Mean-level change across one-year of survey

The trajectories for each participant across the total sample from baseline to the last time point are presented in supplementary material table 1 for the main variables. Significant differences among the four times of visits were observed for schedule assignment frequency, number of nightshifts on duty over the last months, irregularity of mealtimes, number of canceled breaks,

number of visits to the Occupational safety and health (OSH) department, presenteeism at work while sick, and support from the hierarchy.

Outcome characteristics

The distribution of PSS-10 and Pichot scores in the whole sample are presented in Figure 1 respectively in a) and b). The overall mean score is equal to 16.5 (7.0) out of 40 points for stress, and 11.0 (7.9) out of 32 points for fatigue. For fatigue only, we observed an increasing trend ($p = 0.028$) of the means across the time of visits (supplementary table 2). For both stress and fatigue, significant differences were observed between the four hospitals ($p < 0.001$) (supplementary table 3). Figure 2a) describes the trend of stress and fatigue level across time of visits and hospital. and significant differences were observed between the four hospitals ($p < 0.001$) (supplementary table 3). Additional Figures on the distribution of PSS-10 and Pichot scores by hospital, are available at supplementary figures 1 and 2 respectively.

Descriptive of missing values for validated scales

A summary of missing values according to the four validated scales, by time of visits is available in supplementary table 4. Indeed, in the whole sample ($n = 2472$), high number of missing values were observed on support from the hierarchy and perceived stress, respectively 29 and 22 values. The lowest number of missing values were observed on fatigue and work overcommitment, all two 3 missing values. We count 12 missing values in the whole sample for the support from colleague's variable. Before proceeding with the 3-levels analyses, missing values were imputed.

Associations of individual and organizational-level predictors with stress and fatigue

Unconditional models with two and three-level longitudinal modeling

Detailed results of unconditional models for both stress and fatigue, as well as their respective AICs, are shown in supplementary table 5. For both outcomes, the AICs from 3-level unconditional models are lower than those from 2-level unconditional models (15737 vs 15763 for the stress models, and 15896 vs 15922 for the fatigue models). In addition, for each outcome, we obtained significant p-values when testing 2 and 3-level models using the ANOVA test (supplementary table 5). In conclusion, the results obtained validate the using of the 3-level models to analyze both outcomes.

According to supplementary table 5, the level of stress and fatigue variance has been partitioned at all three levels. It can be easily shown that, the PSS-10 score and the Pichot score variations occurred due to temporal fluctuations (level 1, 42% for stress and 37.4% for fatigue), inter-individual heterogeneity (level 2, 52% for stress and 55.5% for fatigue) and ward-level specificities (level 3, 6% for stress and 7.2% for fatigue).

Before performing multivariate analysis, bivariate analyses of variables at healthcare workers level were conducted at inclusion (t0) for both stress and fatigue, and results are available in supplementary tables 6 and 7. All variables having p-values less or equal to 0.20 were considered and included in models before performing variable selection.

Risk factors associated with high levels of perceived stress

The best 3-level multivariate models identified after model selection using AIC are described in Table 3 along with model fit measures.

High perceived stress was best explained by:

- Individual level variables: negative life events, breaks frequently canceled, lack of support from hierarchy and colleagues, low perceived safety culture in the hierarchy, work overcommitment, presenteeism at work while sick;

- Ward-level variables: medical specialty (with less stress in intensive care units), and number of beds (with less stress in larger wards).

Risk factors associated with high levels of fatigue:

High fatigue level was best explained by:

- Time-level variable: time of visit, with an increasing trend
- Individual level variables: gender (with less fatigue in males), long commuting time to work, lack of hierarchical support, low perceived safety culture in the hierarchy, work overcommitment, presenteeism while sick at work.
- Ward-level variables: medical specialty (with more fatigue in medical wards), high rates of interim use and number of beds in the ward (with less fatigue in larger wards).

Table 3: Final 3-level models for outcomes (perceived stress and fatigue) using a stepwise approach with AIC criterion

	Stress (PSS-10) (n = 2422)			Fatigue (Pichot) (n = 2431)		
	Estimates	CI	p-value	Estimates	CI	p-value
Fixed effects*						
Time	-0.00	-0.16 – 0.16	0.957	0.48	0.31 – 0.66	<0.001
Interviewer (ref=1) 2 (for hospitals B and D)	1.62	0.85 – 2.40	<0.001	-0.36	-1.47 – 0.76	0.531
Healthcare worker-level variables						
Gender (ref=Female)						
Male	-0.83	-1.73 – 0.06	0.068	-1.52	-2.63 – -0.40	0.008
Age (ref=<25)						
26-35				1.26	0.09 – 2.44	0.035
36-45				0.50	-0.79 – 1.78	0.450
46-55				-1.01	-2.37 – 0.35	0.147
>55				-2.83	-4.49 – -1.17	0.001
Commuting time to work (ref=>1h)						
>2h				1.82	0.80 – 2.83	<0.001
1h-2h				0.30	-0.37 – 0.96	0.382
Personal life event (ref=No)						
Yes, negative	2.27	1.81 – 2.74	<0.001			
Yes, positive	0.46	-0.19 – 1.12	0.164			
Professional life event (ref=No)						
Yes, negative	1.62	1.11 – 2.12	<0.001			
Yes, positive	0.40	-0.34 – 1.14	0.289			
Break canceled (ref=Never)						
Almost never	1.04	0.27 – 1.82	0.008			
Quite often	1.54	0.77 – 2.32	<0.001			
Very often	1.78	0.92 – 2.65	<0.001			
Professional status (ref=Temporary CDD)						
Contract (Contractuel CDI)				2.23	-0.53 – 4.99	0.114
Permanent (Titulaire)				0.45	-1.04 – 1.93	0.554
Knowing work schedule in advance (ref= Never)						
Sometimes	-2.30	-4.81 – 0.22	0.074			

Always	-1.87	-4.23 – 0.49	0.121			
Support from colleagues – Karasek score	-0.12	-0.24 – -0.01	0.035			
Support from hierarchy – Karasek score	-0.23	-0.33 – -0.13	<0.001	-0.34	-0.45 – -0.24	<0.001
HSOPSC item-1^a (ref=Agree)						
Neutral	0.00	-1.01 – 1.02	0.995	0.70	-0.52 – 1.91	0.260
Not Agree	0.81	-0.10 – 1.71	0.082	1.76	0.81 – 2.70	<0.001
HSOPSC item-8^b (ref=Agree)						
Neutral	0.46	-0.58 – 1.51	0.385			
Not Agree	0.96	0.07 – 1.84	0.034			
Work overcommitment – Siegrist score	0.71	0.63 – 0.78	<0.001	0.65	0.56 – 0.73	<0.001
Presence at work while sick (ref=Never)						
Almost never	0.04	-0.48 – 0.57	0.871	0.63	0.04 – 1.22	0.037
Quite often	1.04	0.45 – 1.63	0.001	2.48	1.82 – 3.15	<0.001
Very often	1.61	0.55 – 2.66	0.003	4.03	2.84 – 5.22	<0.001
Ward-level variables						
Medical speciality (ref=surgery/obstetrics)						
Medicine	-0.36	-1.30 – 0.59	0.459	1.59	0.24 – 2.94	0.021
ICU/Reanimation	-1.08	-2.01 – -0.15	0.023	-0.24	-1.60 – 1.13	0.733
Number of beds per ward	-0.03	-0.05 – -0.01	0.009	-0.04	-0.07 – -0.00	0.024
Going outside the ward (ref = Never)						
Sometimes	1.28	-0.87 – 3.43	0.243	0.98	-2.09 – 4.04	0.533
Often	1.53	-0.70 – 3.76	0.178	0.86	-2.30 – 4.03	0.592
Always	1.87	-0.44 – 4.18	0.112	2.59	-0.70 – 5.89	0.123
Use of interim nurses (ref = Never)						
Sometimes	0.05	-0.81 – 0.91	0.915	-0.36	-1.59 – 0.88	0.571
Often	0.96	-0.14 – 2.06	0.088	1.96	0.35 – 3.56	0.017
Random Effects σ^2 (σ)*						
Level 1 – Time		17.80 (4.23)			22.04 (4.69)	
Level 2 – Healthcare worker		12.30 (3.51)			19.69 (4.44)	
Level 3 – Ward		0.00 (0.00)			0.50 (0.70)	
^d Marginal R ² / Conditional R ²		0.507 / NA			0.299 / 0.634	
AIC		14743.16			15433.57	

- ^a HSOPSC item-1: item-1 from the Hospital Survey on Patient Safety Culture. “Hospital management provides a work climate that promotes patient safety”.

- ^b *HSOPSC item-8: item-8 from the Hospital Survey on Patient Safety Culture. “The actions of hospital management show that patient safety is a top priority”.*
- ^c ICC intra-class correlation coefficient, AIC Akaike Information Criterion
- ^d The marginal R² considers only the variance of the fixed effects, while the conditional R² takes both the fixed and random effects into account
- * In multilevel models, fixed effects are usually equivalent to the regression coefficients, while random effects usually account for the underlying structure of the data and characterized by estimates of variability ($\sigma^2(\sigma)$). Fixed effects can be interpreted as slopes in the traditional sense
-
-

DISCUSSION

Main findings

In this longitudinal study, we underlined the role of several individual and organizational factors in the stress and fatigue of healthcare workers. One purpose of longitudinal three-level modeling is to assess environmental wards (Level 3) influences on healthcare workers average change (Level 2) over time (Level 1). In particular, a hierarchy providing low support and with low safety culture, work overcommitment, and presenteeism while sick, and working in smaller wards were identified as predictors of both high stress and fatigue. In addition, high frequency of break cancellation, negative life event (whether personal or professional) and low support from the colleagues are specific predictors of high stress. However, long commuting duration, frequent use of interim staff and working in a medical ward were associated with high level of fatigue.

In our data, the proportion of healthcare workers with extreme fatigue and extreme perceived stress are very high, respectively 37% and 30.5%. These proportions were measured considering the cut-off of 22 for extreme fatigue [31] and 27 for extreme perceived stress [32]. We using the PSS-10 for measured extreme perceived stress and although it is not a diagnostic instrument and there is no predetermined cut-off for PSS score [24], some studies used PSS scores of 0–13, 14–26, and 27–40 points to assess low, moderate, and high perceived stress, respectively [32]. Extreme fatigue is experienced mostly among healthcare workers aged between 26 and 45 years old (32.6%), females (93%), and working in surgery/obstetrics wards. Even though the multivariate model shows high fatigue in medical ward, healthcare workers in surgery/obstetrics wards experienced individually an extreme fatigue due to the amount of work. Regarding extreme stress, the most at-risk groups were also healthcare workers between 26 and 45 years old (this group alone account for 58.5%), female (89.6%) and working in surgery/obstetrics wards. The multi-level model of stress

confirms this result by showing lower stress for healthcare workers working in intensive care unit/reanimation wards than in surgery/obstetrics wards. For both extreme fatigue and extreme stress, there is no a significant trend over time.

Comparison with the literature

Many of our findings are consistent with those reported in previous studies investigating the determinants of stress or fatigue in healthcare workers.

In particular, the influence of the lack of hierarchical support on both stress and fatigue was underlined in an earlier French study [15]. This same study also showed higher fatigue in small to medium hospital wards, and in work environments where staff frequently had to go outside the ward, as well as lower energy levels and more frequent sleep difficulties when use of interim staff was frequent, consistently with our results [15]. Safety climate perceptions were found to be significantly related to healthcare worker stress and in several recent studies [33,34]. Our finding that work overcommitment, as measured by the ERI questionnaire, and presenteeism while sick, another indicator of overcommitment, were significant predictors of high stress and fatigue in healthcare workers is supported by a recent French study in which overcommitment was found to favor emotional exhaustion and increase the risk of burnout in French healthcare workers [35].

Other factors previously reported in the literature as associated with stress, but not in our results, were low social support [13,36], rearing children, work on rotation, chronic medical illnesses [12] and being unsatisfied at work [1]. Regarding fatigue, another associated factor previously reported in the literature but not in our results was work over longer shifts (12h versus 8h) [15,37]. This could be explained by a potential lack of power due to the sample size as in our sample, there were very few wards with 12-hours shift compared to those with an 8-hours shift.

Strengths

First, one strength of this study is its longitudinal nature. A few studies explored stress and fatigue longitudinally [17,38], however the majority of currently available studies are cross-sectional. Furthermore, the high response rate of wards and healthcare workers, as well as the large sample size and the inclusion of wards of different size and activity, represent a strength of this study. In addition, the large panel of socio-demographics, health and occupational characteristics of healthcare workers collected over time allow to perform robust and well-adjusted multivariate analysis.

Second, stress and fatigue were explored together. To our knowledge, no previous study had proposed a single model to identify factors associated with high levels of combined stress and fatigue while accounting for time in hospital setting. In fact, a previous study conducted in French ICU attempted to predict stress and fatigue using demographic and occupational was based on cross-sectional survey [15].

Finally, the power of the model used, which takes into account the complexity of the data, namely the longitudinal design and the multi wards collection of the data. In recent years, these types of models have been frequently used [39,40] considering the idea that longitudinal data could be analyzed at three levels of nesting (e.g., repeated measures [Level 1], collected across individuals [Level 2], and within different wards [Level 3]).

Limitations

However, our study has some limitations. First, only 4 hospitals in Paris-area were included, which is not representative for other areas of France. In fact, only services in public Paris-area hospitals were included in the study, so results may not be generalizable to wards in private hospitals or outside the Paris region, Future studies including healthcare workers and more hospitals from other cities in France are needed to verify the results generated in this study.

Second, due to the in-person interview, a risk of bias could be present due to the due to discomfort from having to reply face-to-face to some sensitive questions; however, ensuring anonymity of the participants was used to minimize such bias. Another possible source of bias in data collection is the presence of two different interviewers assigned to two hospitals each. However, we were able to consider this bias as we included this interviewer-related variable into the multi-level model. In the fatigue model, there was a significant interviewer effect, with higher stress in hospital B and D. However, interviewer effect was not significant in the stress model.

Third, we were not able to investigate stress and fatigue outcomes for the physicians given low response rates, as questions regarding work organization were less adequate than for nurses. Therefore, physicians were excluded from our sample of healthcare workers.

Insights for designing potential interventions

From these models, we can identify some areas for improvement to better prevent stress and fatigue of healthcare worker: (1) perception of the hierarchy (lack of support from the hierarchy, low perceived safety culture of the hierarchy), (2) work overcommitment and (3) presenteeism at work while sick). Cancellation of breaks and support from colleagues were also found as significant as specific predictors for stress level. For fatigue specifically, long commuting duration and use of external staff are also identified as predictors. Mutual and specific preventive programs for reducing stress and fatigue of healthcare workers could be implemented in order to reduce this burden, targeting on the most at-risk groups. Other variables (medical specialty, number of beds) are inherent to one given ward; hence they have less utility for interventions to reduce perceived stress and fatigue.

CONCLUSION

This research question is important given the influence on quality of patient care of high stress work environments [7]. Our results may (1) help identify at-risk healthcare workers and wards, where interventions to reduce stress and fatigue could be focused. (2) These interventions could include manager training to favor better staff support and overall safety culture among healthcare workers.

Contributors

Oumou Salama Daouda: Methodology, Software, Formal analysis, Writing - Original Draft, Writing - Review & Editing, Visualization, Validation

René Sosata Bun: Methodology, Formal analysis, Writing - Original Draft, Writing - Review & Editing, Visualization, Validation

Karim Ait Bouziad: Methodology, Formal analysis, Writing - Review & Editing, Visualization, Validation

Katiuska Miliani: Conceptualization, Writing - Review & Editing, Visualization, Validation

Anastasia Essa-Eworo: Investigation

Florence Espinasse: Conceptualization, Supervision, Project administration

Delphine Seytre: Conceptualization, Supervision, Project administration

Anne Casseta: Conceptualization, Supervision, Project administration

Simone Nérome: Conceptualization, Supervision, Project administration

Adelaide Nascimento: Conceptualization, Visualization, Funding acquisition, Validation

Pascal Astagneau: Conceptualization, Methodology, Formal analysis, Writing - Review & Editing, Visualization, Supervision, Funding acquisition, Validation

Laura Temime: Conceptualization, Methodology, Formal analysis, Writing - Review & Editing, Visualization, Supervision, Funding acquisition, Validation

Mounia N Hocine: Conceptualization, Methodology, Formal analysis, Writing - Review & Editing, Visualization, Supervision, Funding acquisition, Validation

Acknowledgments

The sponsor was Assistance Publique – Hôpitaux de Paris (Délégation à la Recherche Clinique et à l'Innovation). The authors would like to thank Zahoua Tina Habbal, the AP-HP and all participating wards and healthcare workers for their time and their contribution to this study.

Conflicts of interest: The authors have no conflicts of interest to declare that are relevant to the content of this article.

Funding sources: The study was publicly funded through the Research on the Evaluation of the Healthcare System Performance Program, Ministry of Health, France (grant No. PREPS-16-261)

Figure legends

Figure 1: Distribution of PSS-10 and Pichot scores, respectively in a) and b) among the whole sample. The vertical dotted lines represent the mean of the PSS-10 and Pichot scores.

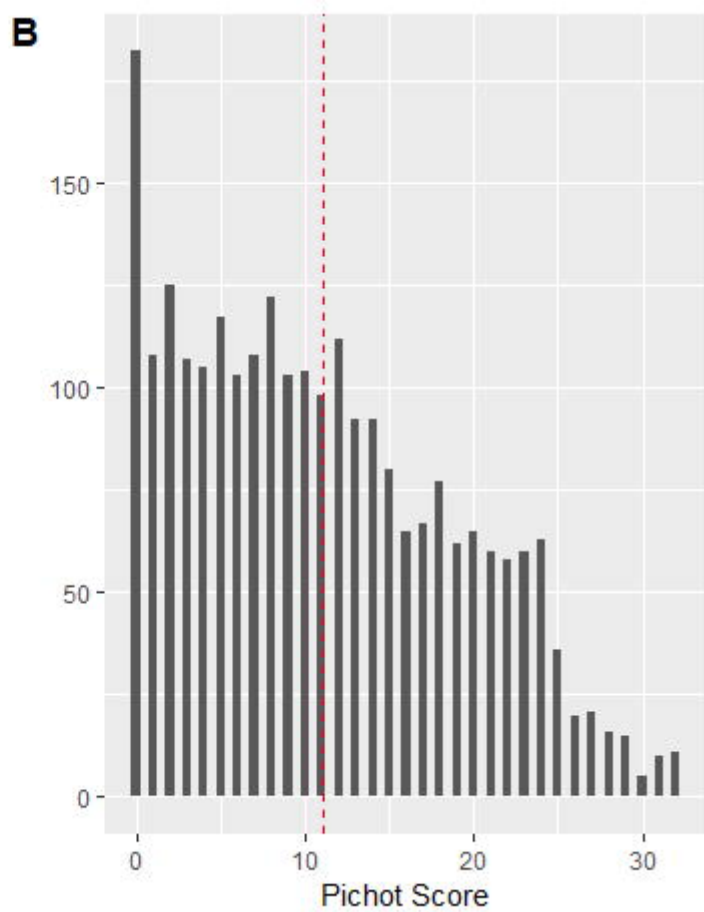
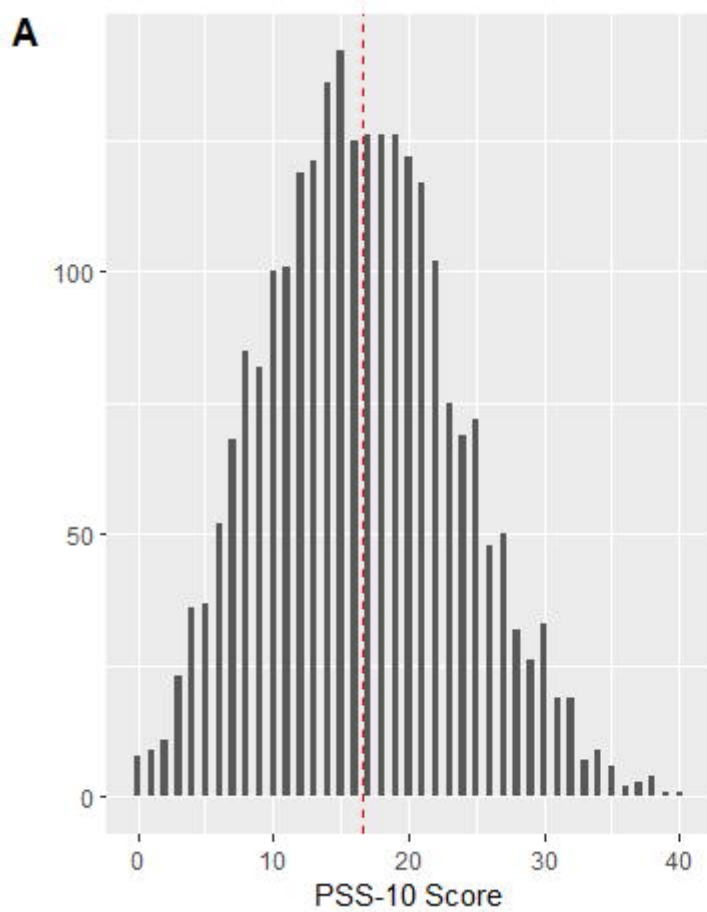
Figure 2: PSS-10 and Pichot scores means, respectively in a) and b), by hospital and time of visits

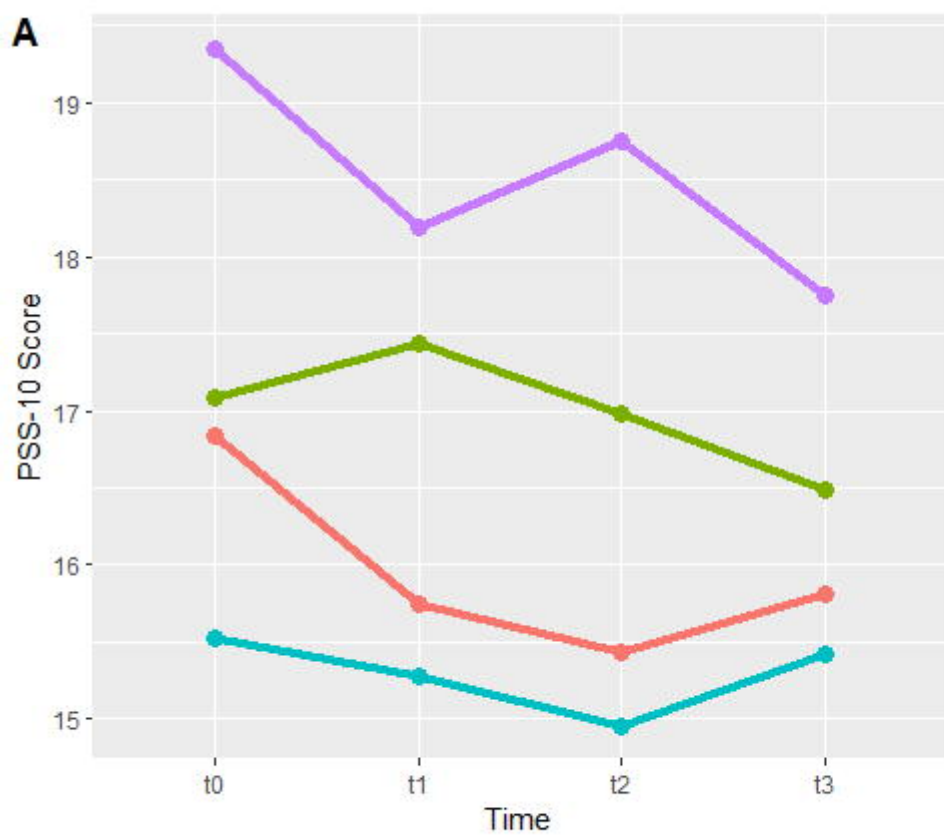
References

- 1 Maharaj S, Lees T, Lal S. Prevalence and Risk Factors of Depression, Anxiety, and Stress in a Cohort of Australian Nurses. *Int J Environ Res Public Health* 2018;**16**. doi:10.3390/ijerph16010061
- 2 Durand A-C, Bompard C, Sportiello J, *et al.* Stress and burnout among professionals working in the emergency department in a French university hospital: Prevalence and associated factors. *Work Read Mass* 2019;**63**:57–67. doi:10.3233/WOR-192908
- 3 Woo T, Ho R, Tang A, *et al.* Global prevalence of burnout symptoms among nurses: A systematic review and meta-analysis. *J Psychiatr Res* 2020;**123**:9–20. doi:10.1016/j.jpsychires.2019.12.015
- 4 Salari N, Khazaie H, Hosseini-Far A, *et al.* The prevalence of stress, anxiety and depression within front-line healthcare workers caring for COVID-19 patients: a systematic review and meta-regression. *Hum Resour Health* 2020;**18**:100. doi:10.1186/s12960-020-00544-1
- 5 Brborović H, Daka Q, Dakaj K, *et al.* Antecedents and associations of sickness presenteeism and sickness absenteeism in nurses: A systematic review. *Int J Nurs Pract* 2017;**23**. doi:10.1111/ijn.12598
- 6 Mollazadeh M, Saraei M, Mehrdad R, *et al.* Sickness absenteeism of Healthcare Workers in a Teaching Hospital. *Hosp Pract Res* 2018;**3**:6–10. doi:10.15171/hpr.2018.02
- 7 Weigl M, Schneider A. Associations of work characteristics, employee strain and self-perceived quality of care in Emergency Departments: A cross-sectional study. *Int Emerg Nurs* 2017;**30**:20–4. doi:10.1016/j.ienj.2016.07.002
- 8 Ruotsalainen S, Jantunen S, Sinervo T. Which factors are related to Finnish home care workers' job satisfaction, stress, psychological distress and perceived quality of care? - a mixed method study. *BMC Health Serv Res* 2020;**20**:896. doi:10.1186/s12913-020-05733-1
- 9 Enquête FHF: les ressources humaines face à la seconde vague Covid-19 - Fédération Hospitalière de France (FHF). <https://www.fhf.fr/Presse-Communication/Actualites/Enquete-FHF-les-ressources-humaines-face-a-la-seconde-vague-Covid-19> (accessed 17 Sep 2021).
- 10 Vijendren A, Yung M, Sanchez J. Occupational health issues amongst UK doctors: a literature review. *Occup Med Oxf Engl* 2015;**65**:519–28. doi:10.1093/occmed/kqv088
- 11 Kakemam E, Raeissi P, Raofi S, *et al.* Occupational stress and associated risk factors among nurses: a cross-sectional study. *Contemp Nurse* 2019;**55**:237–49. doi:10.1080/10376178.2019.1647791
- 12 Baye Y, Demeke T, Birhan N, *et al.* Nurses' work-related stress and associated factors in governmental hospitals in Harar, Eastern Ethiopia: A cross-sectional study. *PLoS One* 2020;**15**:e0236782. doi:10.1371/journal.pone.0236782

- 13 Ribeiro RP, Marziale MHP, Martins JT, *et al.* Occupational stress among health workers of a university hospital. *Rev Gaucha Enferm* 2018;**39**:e65127. doi:10.1590/1983-1447.2018.65127
- 14 Niedhammer I, Lesuffleur T, Algava E, *et al.* Classic and emergent psychosocial work factors and mental health. *Occup Med Oxf Engl* 2015;**65**:126–34. doi:10.1093/occmed/kqu173
- 15 Jones G, Hocine M, Salomon J, *et al.* Demographic and occupational predictors of stress and fatigue in French intensive-care registered nurses and nurses' aides: a cross-sectional study. *Int J Nurs Stud* 2015;**52**:250–9. doi:10.1016/j.ijnurstu.2014.07.015
- 16 Adriaenssens J, De Gucht V, Maes S. Causes and consequences of occupational stress in emergency nurses, a longitudinal study. *J Nurs Manag* 2015;**23**:346–58. doi:10.1111/jonm.12138
- 17 Zhang Y, Steege LM, Pavek KU, *et al.* Identifying patterns of occupational stress trajectories among newly graduated nurses: A longitudinal study. *Int J Nurs Stud* 2019;**99**:103332. doi:10.1016/j.ijnurstu.2019.03.022
- 18 Stress at Work and Infectious Risk in Patients and Caregivers - Full Text View - ClinicalTrials.gov. <https://clinicaltrials.gov/ct2/show/NCT03532321> (accessed 2 Sep 2021).
- 19 Occelli P, Quenon J-L, Kret M, *et al.* Validation of the French version of the Hospital Survey on Patient Safety Culture questionnaire. *Int J Qual Health Care J Int Soc Qual Health Care* 2013;**25**:459–68. doi:10.1093/intqhc/mzt047
- 20 Karasek R, Brisson C, Kawakami N, *et al.* The Job Content Questionnaire (JCQ): an instrument for internationally comparative assessments of psychosocial job characteristics. *J Occup Health Psychol* 1998;**3**:322–55. doi:10.1037//1076-8998.3.4.322
- 21 Siegrist J, Starke D, Chandola T, *et al.* The measurement of effort-reward imbalance at work: European comparisons. *Soc Sci Med* 1982 2004;**58**:1483–99. doi:10.1016/S0277-9536(03)00351-4
- 22 Cohen S, Kamarck T, Mermelstein R. A global measure of perceived stress. *J Health Soc Behav* 1983;**24**:385–96.
- 23 Quintard B. Du stress objectif au stress perçu. *Introd À Psychol Santé* 1994;**220**.
- 24 Lesage F-X, Berjot S, Deschamps F. Psychometric properties of the French versions of the Perceived Stress Scale. *Int J Occup Med Environ Health* 2012;**25**:178–84. doi:10.2478/S13382-012-0024-8
- 25 Pichot P, Brun JP. [Brief self-evaluation questionnaire for depressive, asthenic and anxious dimensions]. *Ann Med Psychol (Paris)* 1984;**142**:862–5.
- 26 Buuren S van, Groothuis-Oudshoorn K, Vink G, *et al.* *mice: Multivariate Imputation by Chained Equations*. 2021. <https://CRAN.R-project.org/package=mice> (accessed 8 Sep 2021).

- 27 Enders CK, Mistler SA, Keller BT. Multilevel multiple imputation: A review and evaluation of joint modeling and chained equations imputation. *Psychol Methods* 2016;**21**:222–40. doi:10.1037/met0000063
- 28 Monsalves MJ, Bangdiwala AS, Thabane A, *et al.* LEVEL (Logical Explanations & Visualizations of Estimates in Linear mixed models): recommendations for reporting multilevel data and analyses. *BMC Med Res Methodol* 2020;**20**:3. doi:10.1186/s12874-019-0876-8
- 29 Akaike H. A new look at the statistical model identification. *IEEE Trans Autom Control* 1974;**19**:716–23. doi:10.1109/TAC.1974.1100705
- 30 R: The R Project for Statistical Computing. <https://www.r-project.org/> (accessed 12 Nov 2021).
- 31 Sommeil et médecine générale - Accueil. <http://www.sommeil-mg.net/spip/spip.php?article1> (accessed 12 Nov 2021).
- 32 Kostić J, Žikić O, Đorđević V, *et al.* Perceived stress among university students in south-east Serbia during the COVID-19 outbreak. *Ann Gen Psychiatry* 2021;**20**:25. doi:10.1186/s12991-021-00346-2
- 33 Al Ma'mari Q, Sharour LA, Al Omari O. Fatigue, burnout, work environment, workload and perceived patient safety culture among critical care nurses. *Br J Nurs Mark Allen Publ* 2020;**29**:28–34. doi:10.12968/bjon.2020.29.1.28
- 34 McGhan GE, Ludlow NC, Rathert C, *et al.* Variations in Workplace Safety Climate Perceptions and Outcomes Across Healthcare Provider Positions. *J Healthc Manag Am Coll Healthc Exec* 2020;**65**:202–15. doi:10.1097/JHM-D-19-00112
- 35 Sérole C, Auclair C, Prunet D, *et al.* The Forgotten Health-Care Occupations at Risk of Burnout—A Burnout, Job Demand–Control–Support, and Effort–Reward Imbalance Survey. *J Occup Environ Med* 2021;**63**:e416–25. doi:10.1097/JOM.0000000000002235
- 36 Singh C, Cross W, Munro I, *et al.* Occupational stress facing nurse academics—A mixed-methods systematic review. *J Clin Nurs* 2020;**29**:720–35. doi:10.1111/jocn.15150
- 37 Caruso CC. Negative impacts of shiftwork and long work hours. *Rehabil Nurs Off J Assoc Rehabil Nurses* 2014;**39**:16–25. doi:10.1002/rnj.107
- 38 Fernández-Castro J, Martínez-Zaragoza F, Rovira T, *et al.* How does emotional exhaustion influence work stress? Relationships between stressor appraisals, hedonic tone, and fatigue in nurses' daily tasks: A longitudinal cohort study. *Int J Nurs Stud* 2017;**75**:43–50. doi:10.1016/j.ijnurstu.2017.07.002
- 39 de Jong K, Moerbeek M, van der Leeden R. A priori power analysis in longitudinal three-level multilevel models: An example with therapist effects. *Psychother Res* 2010;**20**:273–84. doi:10.1080/10503300903376320
- 40 Peugh JL, Heck RH. Conducting Three-Level Longitudinal Analyses. *J Early Adolesc* 2017;**37**:7–58. doi:10.1177/0272431616642329





Hospital A B C D

