



HAL
open science

From biodiversity to health: Quantifying the impact of diverse ecosystems on human well-being

Werner Ulrich, Péter Batáry, Julia Baudry, Léa Beaumelle, Roman Bucher, Andrea Čerevková, Enrique G de la Riva, Maria R Felipe-lucia, Róbert Gallé, Emmanuelle Kesse-guyot, et al.

► To cite this version:

Werner Ulrich, Péter Batáry, Julia Baudry, Léa Beaumelle, Roman Bucher, et al.. From biodiversity to health: Quantifying the impact of diverse ecosystems on human well-being. *People and Nature*, 2023, 5 (1), pp.69-83. 10.1002/pan3.10421 . hal-04080723

HAL Id: hal-04080723

<https://cnam.hal.science/hal-04080723v1>

Submitted on 25 Apr 2023

HAL is a multi-disciplinary open access archive for the deposit and dissemination of scientific research documents, whether they are published or not. The documents may come from teaching and research institutions in France or abroad, or from public or private research centers.















L'archive ouverte pluridisciplinaire **HAL**, est destinée au dépôt et à la diffusion de documents scientifiques de niveau recherche, publiés ou non, émanant des établissements d'enseignement et de recherche français ou étrangers, des laboratoires publics ou privés.



Distributed under a Creative Commons Attribution 4.0 International License

REVIEW AND SYNTHESIS

From biodiversity to health: Quantifying the impact of diverse ecosystems on human well-being

Werner Ulrich¹  | Péter Batáry²  | Julia Baudry³  | Léa Beaumelle⁴  |
 Roman Bucher⁵  | Andrea Čerevková⁶  | Enrique G. de la Riva^{5,7}  |
 Maria R. Felipe-Lucia^{8,9}  | Róbert Gallé²  | Emmanuelle Kesse-Guyot³  |
 Ewa Rembiałkowska¹⁰  | Adrien Rusch⁴  | Dara Stanley¹¹  | Klaus Birkhofer⁵ 

¹Department of Ecology and Biogeography, Nicolaus Copernicus University, Toruń, Poland; ²Lendület Landscape and Conservation Ecology, Institute of Ecology and Botany, Centre for Ecological Research, Vácrátót, Hungary; ³INRAE U1125, INSERM U1153, CNAM, USPN, Nutritional Epidemiology Research Team (EREN), Epidemiology and Statistics Research Center University of Paris (CRESS), Bobigny, France; ⁴INRAE, Bordeaux Sciences Agro, ISVV, SAVE, Villenave d'Ornon, France; ⁵Department of Ecology, Brandenburg University of Technology Cottbus-Senftenberg, Cottbus, Germany; ⁶Institute of Parasitology, Slovak Academy of Sciences, Košice, Slovakia; ⁷Department of Biodiversity and Environmental Management, Faculty of Biological and Environmental Sciences, University of León, León, Spain; ⁸Department of Ecosystem Services, Helmholtz Centre for Environmental Research—UFZ, Leipzig, Germany; ⁹Department of Ecosystem Services, German Center for Integrative Biodiversity Research (iDiv) Halle-Jena-Leipzig, Germany; ¹⁰Department of Functional and Organic Food, Warsaw University of Life Sciences, Warsaw, Poland and ¹¹School of Agriculture and Food Science, University College Dublin, Dublin 4, Ireland

Correspondence

Werner Ulrich

Email: ulrich@umk.pl**Funding information**

Agence Nationale de la Recherche; Deutsche Forschungsgemeinschaft, Grant/Award Number: 662944; Environmental Protection Agency, Grant/Award Number: 2019-NC-MS-11; Hungarian National Research, Development and Innovation Office, Grant/Award Number: NKFIH KKP 133839; Narodowe Centrum Nauki, Grant/Award Number: UMO-2019/32/Z/NZ8/00008; Slovak Academy of Sciences, Grant/Award Number: BiodivERsA3/2018/885/FunProd

Handling Editor: Richard Ladle**Abstract**

1. Ample evidence suggests positive effects of species diversity on ecosystem functioning and services in natural and agricultural landscapes. Less obvious and even contested are the effects of such diversity on human well-being. This state of art partly stems from methodological difficulties to evaluate and quantify these effects and imprecise conceptual frameworks.
2. Here we propose a conceptual framework that links different aspects of diversity, particularly species and genetic richness, to ecosystem functioning, ecosystem services and disservices, and different aspects of well-being. We review current approaches for the study of diversity–well-being relationships and identify shortcomings and principle obstacles, mainly stemming from theoretical premises that are too imprecise.
3. We discuss five basic methodological approaches to link diversity to well-being: matrix models, indirect inference, Price partitioning, structural equation modelling, and environmental inference.
4. We call for a stricter terminology with respect to the different aspects of functioning, multifunctionality and well-being and highlight the need to evaluate each step in the different pathways from diversity to well-being. A full understanding of ecological constraints on human well-being requires consideration of trade-offs in diversity effects, of contrasting perceptions of well-being, and of ecosystem disservices. We also call for appropriate long-term socio-ecological

This is an open access article under the terms of the [Creative Commons Attribution](https://creativecommons.org/licenses/by/4.0/) License, which permits use, distribution and reproduction in any medium, provided the original work is properly cited.

© 2022 The Authors. *People and Nature* published by John Wiley & Sons Ltd on behalf of British Ecological Society.

research platforms to gather relevant data about ecosystem functioning and well-being across space and time.

KEYWORDS

diversity, ecosystem disservices, ecosystem services, matrix models, multifunctionality, statistical inference, structural equation modelling

1 | INTRODUCTION

During the past 30 years, ecologists have amounted strong evidence that, on average, more diverse, that means more species rich, natural ecosystems and those modified by humans are functionally and compositionally more stable (e.g. Loreau & de Mazancourt, 2013; Tilman et al., 2006), resilient (e.g. Dell et al., 2019; Elmqvist et al., 2003), and robust against disturbances (e.g. MacDougall et al., 2013). Theoretical and empirical evidence predicts that high taxonomical and functional diversity particularly increase energy transfer (Barnes et al., 2018; Buzhdygan et al., 2020), nutrient cycling (Roscher et al., 2004), production (Hector et al., 2010; Huang et al., 2018) and food web stability (Zhao et al., 2019) and, consequently, ecosystem functioning (Hooper et al., 2005; Weisser et al., 2017).

Closely related to ecological functionality is the widely used concept of ecosystem services (Daily et al., 1997) stemming from the notion that part of these ecosystem functions supported by biodiversity directly benefits human well-being, particularly human health (Lee et al., 2021; MA, 2005; WHO, 2015). Human well-being is a very broad concept that has been used interchangeable with personal happiness, quality of life and health, but also more generally with human welfare, intact social bonds and human rights (Clark, 2014). Some of these concepts are difficult to quantify and therefore might not allow for a projection onto environmental diversity. Therefore, we here follow Summers et al. (2012) and refer to physical, mental and cultural well-being including four quantifiable elements: basic needs, economic needs, environmental needs and subjective happiness. Intuitively, these elements should require a natural and productive environment. Consequently, we focus on agriculturally modified landscapes.

Important directly quantifiable ecosystem services include food production, air and water cleaning, water retention, carbon sequestration, climate regulation and soil fertility (Brondizio et al., 2019; Daily et al., 1997; Montanarella et al., 2018). Less apparent but not less important are, for instance, pest control, delivery of genetic material and medically important secondary metabolites, pollination, natural nutrient supply, stabilization of the immune system or pedogenesis (de Groot et al., 2002; Rook, 2013). Consequently, several authors have made a causal link between diversity, ecological functioning, ecosystem services and human well-being, the latter including health status (e.g. Aerts et al., 2018; Kilpatrick et al., 2017; Lovell et al., 2014; MA, 2005; Methorst et al., 2021). The WHO report (WHO, 2015) and Marselle et al. (2019, 2021) have reviewed the state of the art and outlined general frameworks and study directions linking some of these aspects.

Increasing work has been devoted to cultural ecosystem services and human well-being (reviewed in Jax et al., 2018 and Kosanic & Petzold, 2020). Cultural ecosystem services refer to the non-material benefits that directly influence the life quality (Plieninger et al., 2013). Different classifications of these services have been proposed, but all of them highlight recreation and ecotourism, cultural heritage, education and spiritual values as being most important (e.g. Plieninger et al., 2013). An assessment of these cultural ecosystem services requires a toolbox from the social science including participatory methods and accessibility assessment (Cheng et al., 2019; Crouzat et al., 2022; Montes-Pulido & Forero, 2021).

The mentioned work on ecosystem services demonstrates how much of our current view about the impact of biodiversity on human well-being is still based on broad generalizations and common belief and how little we know about the strength of specific biodiversity–well-being relationships and possible trade-off between these relationships. Additionally, the question how to quantify the relationships between biodiversity and human well-being has gained too little attention (Levy et al., 2012), seemingly due to spatio-temporal scale issues, as well as different ways of measuring diversity and well-being that hinder cross study comparisons and quantitative meta-analyses, making this research field still predominantly case study orientated (Aerts et al., 2018; Lee et al., 2021).

Here, we aim to address this knowledge gap considering the strength of specific biodiversity–well-being relationships and possible trade-offs between them. To accomplish this goal and to overcome limitations in the analytical approaches, we focus on the need to match qualitative and quantitative approaches to relate biodiversity, ecosystem functioning, and human well-being. For this purpose, we present five advanced multivariate data analytical methods. We argue that any inference of the links between diversity and human well-being needs sufficiently flexible and multidimensional modelling approaches. Bi-variate comparisons of measures of diversity and human health status appear to be less promising while not accounting for the inherent complex nature of diversity effects on ecosystem functioning and well-being.

2 | KEY PATHWAYS FROM DIVERSITY TO ECOSYSTEM FUNCTIONING

2.1 | A conceptual framework

Rendón et al. (2019), Marselle et al. (2021), and de la Riva et al. (2022) previously outlined major positive effects of ecosystem functioning on humans. To quantify these effects, we need to disentangle the

many facets of functioning but also the complex direct and indirect relationships between environmental changes and health issues. For this task, we introduce a framework that incorporates the many aspects of diversity across levels of differentiation and differentiates between constituent diversity (genes, species, guilds) and systems diversity (functional diversity, interaction network complexity) (Figure 1). Both constituent and systems diversity stabilize ecological interactions (Tilman et al., 1998) and increase system robustness and resilience (Landi et al., 2018; Oliver et al., 2015). In this respect, we see ecosystem multifunctionality (Manning et al., 2018) as an integrative concept over multiple important single aspects of systems diversity. In our view, the ecological multifunctionality concept lacks developed counterparts with respect to ecosystem services and the different aspects of well-being. Fagerholm et al. (2020) application of a multifunctional landscape concept to well-being might be seen as a step in this direction.

Multifunctionality refers to the ability of ecosystems to provide a multitude of functions and ecosystem services (Manning et al., 2018). Within this framework supposed positive ecosystem effects on human well-being should include more than a single functional category to be conclusive (e.g. timber production, recreation, and soil formation might cause positive and negative well-being effects depending on the social perspective). Consequently, the different well-being and functioning categories mentioned in Figure 1 are not independent and an integrative inference would need to include the many trade-offs between these categories. In this respect, the multifunctionality concept can be seen as a holistic approach to such inference. We note that the framework outlined in Figure 1, in principle, refers also to crop plant and livestock health. While much work has been devoted to the negative impacts of livestock on diversity, the possible positive effects of diversity and multifunctionality on plant and animal health have not received sufficient attention (Herrero et al., 2015).

We assume that four major drivers of global change (change in land use, climate change, land degradation and pollution) determine constituent and systems diversity, influence the levels of productive and regulatory ecosystem functions (Brondizio et al., 2019; Diaz et al., 2018) and might directly affect human well-being (Figure 1). Along these relationships we will discuss quantification issues and possible pitfalls in the assessment of biodiversity impacts on human well-being. This framework also recognizes the direct effects of environmental changes on human health, such as urbanization or pollution, not being only mediated by biodiversity (Figure 1). We do not differentiate among the many aspects of human well-being as this would go far beyond the scope of the present methodology orientated revision (cf. Summers et al., 2012). But we caution that we should not generalize diversity-well-being relationships and possible recommendations from single studies or from the study of single elements of well-being alone.

The ecosystem service concept includes the possibility that natural ecosystems might also provide disservices (Gutierrez-Arellano & Mulligan, 2018; Shackleton et al., 2016), including harmful organisms. Ecosystem services and disservices often covary as they are indirectly related and therefore have to be seen in terms of synergies and trade-offs with the consequence that land use may alter the strength of these relationships (Birkhofer et al., 2015, 2021) and that intact ecosystems might not only have a positive effect on human well-being. Current reviews on ecosystem services have not fully recognized these trade-offs (Marselle et al., 2021; Rendón et al., 2019). Any assessment of diversity-well-being relationships needs first to account for individual positive and negative relationships and then to quantify the resulting net effects.

It is now generally accepted that the aspects of constituent diversity are positively correlated with ecosystem productivity (Tilman et al., 2012) and element cycling (Hättenschwiler

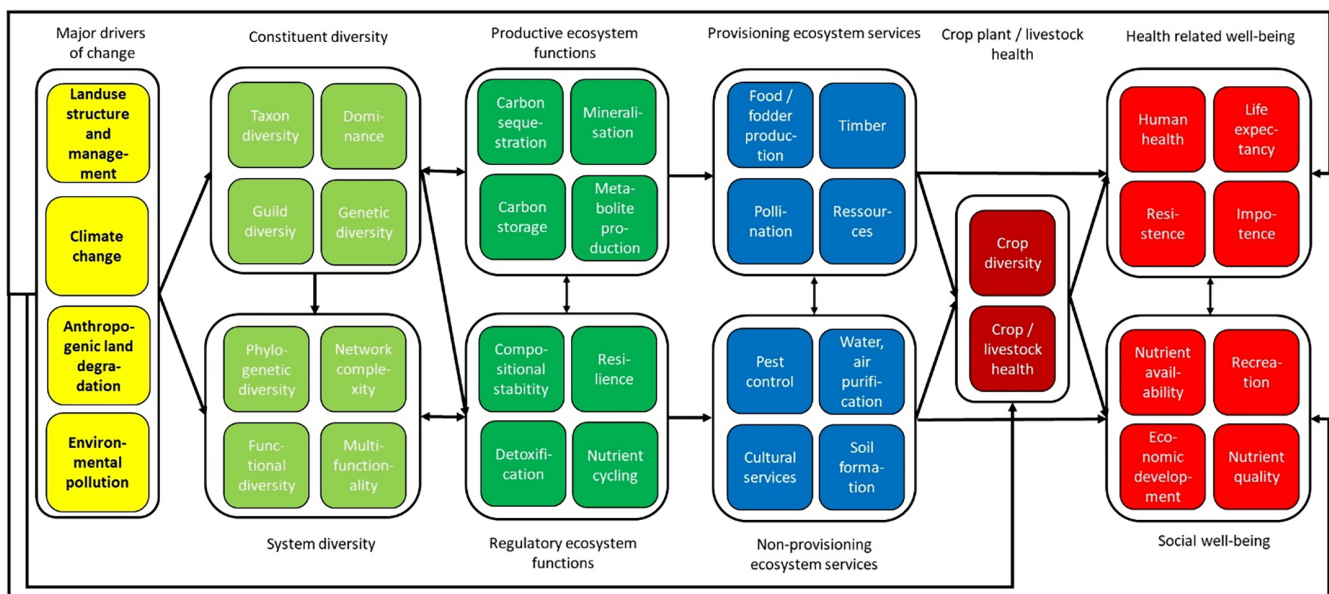


FIGURE 1 From major drivers of environmental change to human health related well-being.

et al., 2005) and, therefore, ecosystem integrity (Hansen et al., 2021). However, the question whether systems diversity, particularly food web complexity and functional diversity, positively correlates with the various aspects of ecosystem functioning is still controversially discussed despite strong claims in favour (e.g. Balvanera et al., 2006; Bastian, 2013). For instance, Díaz et al. (2007) and Cadotte et al. (2011) demonstrated how systems diversity, particularly functional diversity and species dominances boost ecosystem functions. In turn, Sullivan et al. (2017) failed to find any correlation between functional diversity and carbon storage in tropical habitats. Based on bee flower visitation data, Kleijn et al. (2015) cautioned that pollination efficacy alone is a weak argument in favour of bee protection. Apparently, there are no universal causal relationships and case-specific relationships might vary considerably in direction depending on scale, study system, and geographic area. This calls for case specific assessments of diversity–ecosystem functioning relationships and should caution us in terms of generalizations. Consequently, any tracing of pathways from ecological functioning to human well-being needs quantifiable relationships at each stage along the chain. The starting hypothesis that diverse ecosystems increase human well-being is in fact an amalgam of several, not necessarily coherent, assumptions about causal relationships along a multitude of single dependencies that form causal chains. These chains might not always be linear but will often contain bi- or even multidirectional causal relationships. Consequently, we need appropriate modelling techniques that are able to disentangle such complex causal relationships.

Well-being as a quality of human life also needs to be precisely defined as ecosystem functioning and services do not apply to all people equally and may even cause conflicting opinions (Felipe-Lucia et al., 2015, 2022). High expressions of provisioning ecosystem services are customer specific and the mix of these services might include a trade-off with unknown effects on biodiversity and ecosystem functioning. For instance, the ecosystem services that soils provide in different major ecosystems (e.g. urban, agricultural, natural) may be valued very differently depending on the perception and priorities of end users. While urban citizens may prefer opportunities for soils to support construction (urban sprawl), farmers prioritize food production and conservation practitioners focus on the protection of biodiversity, which results in competing priorities for ecosystem service provision from the same land (Setälä et al., 2014). So far, trade-offs in different dimensions of well-being have not sufficiently been studied (e.g. Lapointe et al., 2021; Santos-Martín et al., 2013, for indirect perception-based inferences), but may have important effects on the assessment of diversity–well-being relationships and the respective management decisions. We propose to apply the multifunctionality concept of community ecology and its associated measures (Manning et al., 2018) also to the different dimensions of well-being to obtain a coherent quantification of well-being across its different elements, by this accounting for possible trade-offs.

3 | QUANTIFYING FUNCTIONALITY AND WELL-BEING

3.1 | Approaches to ecosystem comparisons

Diversity–well-being relationships might be studied from very different perspectives. In Figure 2, we exemplify six basic diversity–disturbance combinations and the resulting ways for comparison. For convenience, we use the term disturbance to quantify the degree to which a system deviates from being natural. Many studies have asked whether (often more diverse) natural ecosystems foster well-being more than (mainly less diverse) anthropogenic systems (Balmford & Bond, 2005; MA, 2005; Summers et al., 2012). Such an approach does not directly answer to the question of whether diversity itself improves well-being. It studies the combined effects of diversity and the degree of anthropogenic disturbance on well-being. In fact, this cautionary note refers to all studies that compare diversity and well-being across different types of ecosystem and also across habitats of the same type influenced by different environmental conditions. For example, anthropogenic environments of higher and lower diversity might differently impact well-being. Well-being then jointly results from a diversity effect and the effect of difference between the ecosystem types used for comparison. Consequently, we mainly assess the degree of change in land-use or

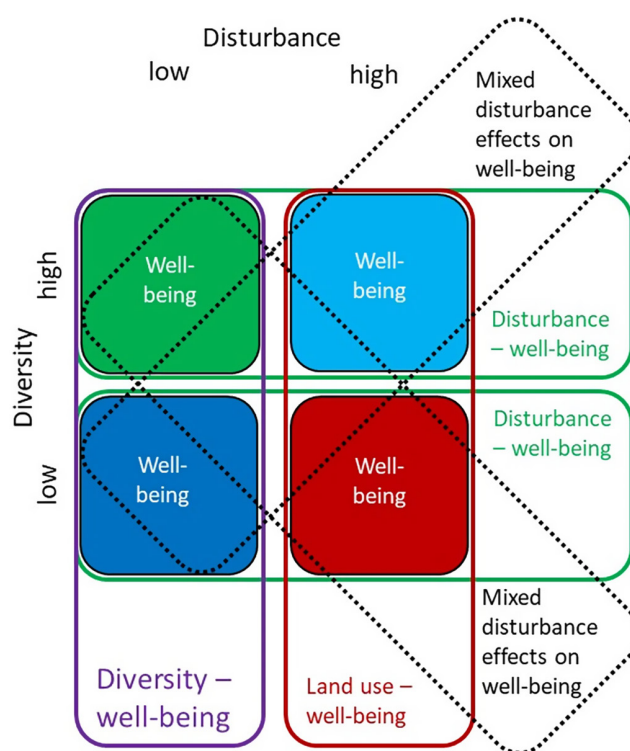


FIGURE 2 Six possible types of combinations (rectangles) of ecosystems with lower and higher diversity and degree of disturbance (naturalness) to study the impact on well-being. The impact of diversity only (diversity–well-being relationship) is best studied comparing natural ecosystems with low and high diversity.

landscape reshaping on well-being rather than the mechanistic link between diversity and well-being (Figure 2).

Comparisons of disturbed and undisturbed species rich and poor systems might be able to infer the effect of disturbance on well-being. This is an important task in its own right and a major issue in agricultural landscapes, where the total species richness of many taxa is still high and close to the undisturbed state despite of major changes in land use. This approach would only tell about diversity effects on well-being if we could partition the effects of species richness from the disturbance effects.

We argue that for a direct inference of diversity effects on well-being we need to look at ecological systems and asks whether differences in diversity of these systems differently influence ecosystem services and human well-being (Figure 2). We need to combine these approaches in a multivariate analysis of diversity–disturbance–well-being relationships although unequivocal interpretation still might be challenging. Importantly, all these approaches have a spatial and temporal dimension and we might particularly differentiate between local and landscape scale diversity effects on well-being (Methorst et al., 2021), as well as short- and long-term effects (Qiu & Cardinale, 2020). These different approaches to compare ecosystems of different diversity and disturbance levels have not always been clearly separated (e.g. Haynes-Young & Potschin, 2010; Marselle et al., 2021).

3.2 | Statistical issues

In the environmental and also the social sciences, statistical inference is generally based on Pearson-Neyman and Bayesian frameworks. These do not test empirical hypotheses as required by classical models of scientific inference (Kuhn, 1966) but try to reject theoretical constructs (the null assumptions or statistical standards) in favour of our hypotheses (Lehman & Romano, 2005). These approaches work well for simple cause–effect relationships with intermediate numbers of samples. However, today's ecological, medical and sociological datasets often contain thousands or even tens of thousands of single data, allowing for more than one possible statistical standard, and cover complex variable relationships. At such sample sizes and levels of complexity classical statistical inference with associated significance levels break down while too often pointing to high significance although in fact not having any real impact (Burnham & Anderson, 2002; Lehman & Romano, 2005; van der Laan & Hsu, 2010). Reliance on significance levels only might heavily bias our impression on the relative importance of different well-being drivers when using the results of meta-analytical studies. It has consequences for the detection of the influences of diversity and ecosystem functions on human well-being. Therefore, we emphasize the need to rely on effect sizes instead of significances to quantify relationships. In most cases these will be estimates of the proportion of explained variability in the response variable. Importantly, we use the term 'quantitative' in a broad sense as any quantitative approach might also cover qualitative inference using appropriately

coded categories of well-being and ecological functioning (e.g. positive versus negative effects or answers in participatory research).

Below, we discuss methods for the assessment of diversity–well-being relationships and present five approaches suited to deal with quantitative and appropriately coded qualitative data. These approaches include structural equation modelling of the drivers of well-being, matrix models to link sets of variables, price partitioning for the study of temporal or spatial change in functioning, the integrative analysis of multiple ecosystem functions, and environmental modelling. We choose these methods from the multitude of available statistical tools as each of them tackles a different question based on specific data structures relevant to the functional diversity–human well-being relationships. In this respect, they can be seen as being complementary. We do not claim this set of approaches to be exhaustive. Our choice was guided by the potential for broad application in combination with ecological, economic and sociological data.

3.3 | Assessing diversity–well-being relationship

The detection of biodiversity effects on human well-being must not rely on a simple bivariate analysis (Figure 1). Diversity is mediated by consecutive steps of influence and any appropriate analysis of these influences needs to account for a chain of relationships, where each step has to be quantified appropriately. In Figure 3, we develop a respective framework and indicate important single steps of this chain with respective examples of quantification. Ideally, these steps should be applied in the comparisons outlined in Figure 2 and can be simplified to environment ↔ diversity ↔ community functioning ↔ ecosystem services ↔ well-being, where the double arrows indicate possible mutual relationships. We note that in many cases not all data of Figure 3 will be available at the cost of reduced power of the argument regarding diversity–well-being effects.

The shortest way from local species diversity to human well-being is a three-step pathway and includes community functioning and important ecosystem services like water and soil purification and formation (Figure 3). Therefore, this chain appears to be most promising for any respective inference. Other analyses are more indirect and include community functioning steps, and either ecosystem services or plant and animal well-being (Figure 3). In all cases, we might wish to account for landscape structure, land use, and, casually, ecological history to properly assess the focal diversity status.

Diversity might be related directly to a focal aspect of human health in a bivariate comparison. For instance, Methorst et al. (2021) used bivariate regressions to link diversity and environmental characteristics to measures of human well-being and found particularly bird species richness and recreation access to correlate positively with well-being. In a participatory study, Bryce et al. (2016) used questionnaires to directly relate biodiversity to cultural well-being. However, it remains unclear, as cautioned by the authors themselves, whether bird richness was the ultimate cause of well-being or only a proximate reason influenced by some hidden general factor such

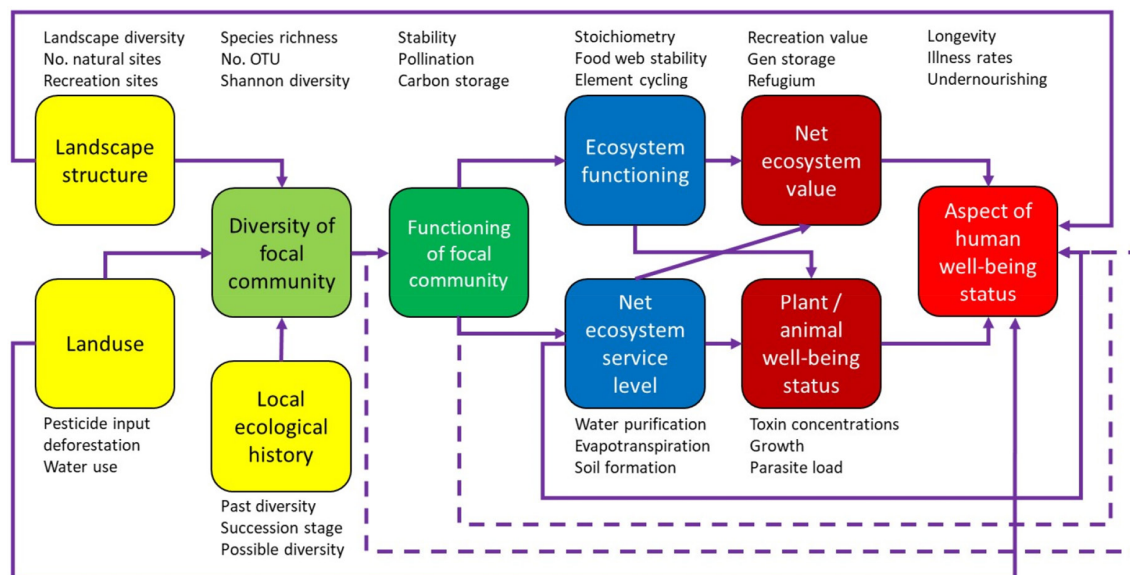


FIGURE 3 Pathways from landscape use and community structure to human well-being with examples of possible ways of quantification. Solid arrows mark proposed causal links. Dashed arrows from diversity and community functioning to human well-being denote links that cannot be unequivocally confirmed using correlative analysis.

as the availability of green spaces or fresh air. This case study highlights some difficulties particularly with the assessment of cultural well-being, not only when based on participatory studies. Similarly, Hummel et al. (2019) drew attention to the difficulties in applying ecosystem service concepts to protected areas. Hidden factors and traditions might also bias the results. For instance, in a recent participatory assessment of cultural well-being and forest conservation Nzau et al. (2022) showed how tradition and social status differently influence the perception of ecosystem values of Kenyan rural people. Further, correlative inferences do not inform us about causal relationships as a number of covariates listed in Figures 1 and 2 might influence both variables in unknown ways, both in identical or opposite directions. We would need to compare a manifold of single bivariate patterns or multiple partial analyses obtained in different configurations of habitat and ecosystem functioning to rule out these covariates. These data might stem from controlled experiments, empirical samples or participatory studies.

Inference of the diversity–well-being relationship might be conducted by a correlative approach including linear or nonlinear additive models (general linear models *glm*, ANOVA, generalized additive models *gam*; Zuur et al., 2009). These approaches have apparent or hidden shortcomings. An apparent point of caution is the equiprobable random standard most regression models are based on. Even when using non-normal error distributions, the null assumption for independence implies zero covariance and regression slope. These expectations are in many ecologically realistic situations not justified making inference of statistical significance of the model parameters questionable. A well-known example involves two variables, where one is constraint by the second (Nee et al., 2005). In this case both variables, even if being independent random numbers, will positively correlate. With respect to ecosystem functioning measures,

we might imagine a food web of several trophic levels, where the abundances and therefore also the diversity of higher levels are constrained by the abundances in the lower levels. In this case, the proper null assumption of non-independence will be a function of the degree of constrain. Furthermore, measurement method might determine the type of constraint and thus influence our statistical inference. If human and animal/plant well-being are quantified by similar metrics, one metric might have values that are always within the second one. In this case both automatically become positively correlated. Standard regression analysis will return inflated levels of significance for the positive relationship between both variables and therefore erroneously assess the impact of animal/plant well-being on human health.

The pathway from diversity to human well-being contains apparent and possible latent variables, the latter in the form of covariates to each of the factors shown in Figures 1 and 2. The covariates include human influences on each of the steps and therefore causal loops as well as inherent constraints on each variable. For instance, human well-being has an impact on animal health and ecosystem functioning (Naeem et al., 2009). The level of ecosystem functioning impacts local diversity, which is related to human health (Newbold et al., 2019). These causal loops make any application of one-directional linear modelling like *glm*, *gam*, or matrix models less interpretable than it seems. Therefore, we argue in favour of statistical models that are able to handle such bidirectional dependencies. Particularly, different path analytical approaches are able to evaluate the likelihood of causal pathways.

In both, bi- and multivariate regression approaches, high sample sizes inevitably increase type II error levels (Burnham & Anderson, 2002). A five-step regression chain or a five-level path analysis network from diversity to human well-being with at least 11

degrees of freedom would need more than 500 single and independent data points (50 for each degree of freedom) for the detection of at least moderate effect sizes (Zuur et al., 2009). To support the argument of positive effects of high diversity on health, the regression analysis would need to be significant at each of the five steps. Importantly, effect sizes (EF) of such a chain act multiplicatively. Therefore, in case of average moderate single effect sizes of, for instance, 50% the final estimate for the impact of diversity on human well-being will be $EF = 0.5^5 = 0.03 \approx 3\%$. For the three-step chain we reach in a final $EF = 0.5^3 = 0.13 \approx 13\%$. In any case, we need to have a manifold of independent studies to corroborate the hypothesis of a positive impact of diversity on human well-being.

3.4 | A matrix approach to inference

In community ecology multiple matrix approaches for assessing community assembly from information on species traits, phylogenetic relatedness, interaction dynamics, and environmental filtering are well introduced (Dray & Legendre, 2008; ter Braak, 2017; Ulrich et al., 2018). Fourth corner and related correspondence analytical tools allow for a direct mapping of species traits on environmental data via a link matrix, typically containing species abundances, presence–absence biomass data (Dolédec et al., 1996), or weighing factors like species interaction strength (Ulrich et al., 2014). In

Figure 4, we propose a multiple matrix approach to the study of the diversity–well-being relationship with entry data able to parameterize the analytical steps identified in Figure 3. Importantly, any qualitative or quantitative (coded) data might be used as matrix entries.

Fourth corner statistics use inner matrix multiplication to link a species × trait matrix **T** with an environmental variable × site matrix via a species × site link matrix **M**. In the present case this might be a matrix containing aspects of human well-being (Figure 4). The result is a trait × aspect matrix where entries are respective effect sizes (correlations in cases of Z-transformed values and a presence–absence link matrix) of the dependences of trait expression and well-being. Statistical testing comes from appropriate randomization approaches. We note that in case of linear relationships and an abundance matrix **M** the inner product **T**^T**M** provides total trait expressions at each site (Figure 4), from which we can calculate the site specific degrees of multifunctionality (Manning et al., 2018). Unfortunately, individual trait expressions tend to vary across sites in dependences on environmental factors and on species interactions making direct inferences of ecosystem functioning and trait–well-being correlations challenging (de Bello et al., 2011). Therefore, we will often need habitat specific link functions for the trait–environment relationship (Figure 4). This step seems to be crucial as intraspecific trait variability and nonlinear environmental trait scaling might heavily influence estimates of ecosystem functioning and multifunctionality (Des Roches et al., 2018; Wong &

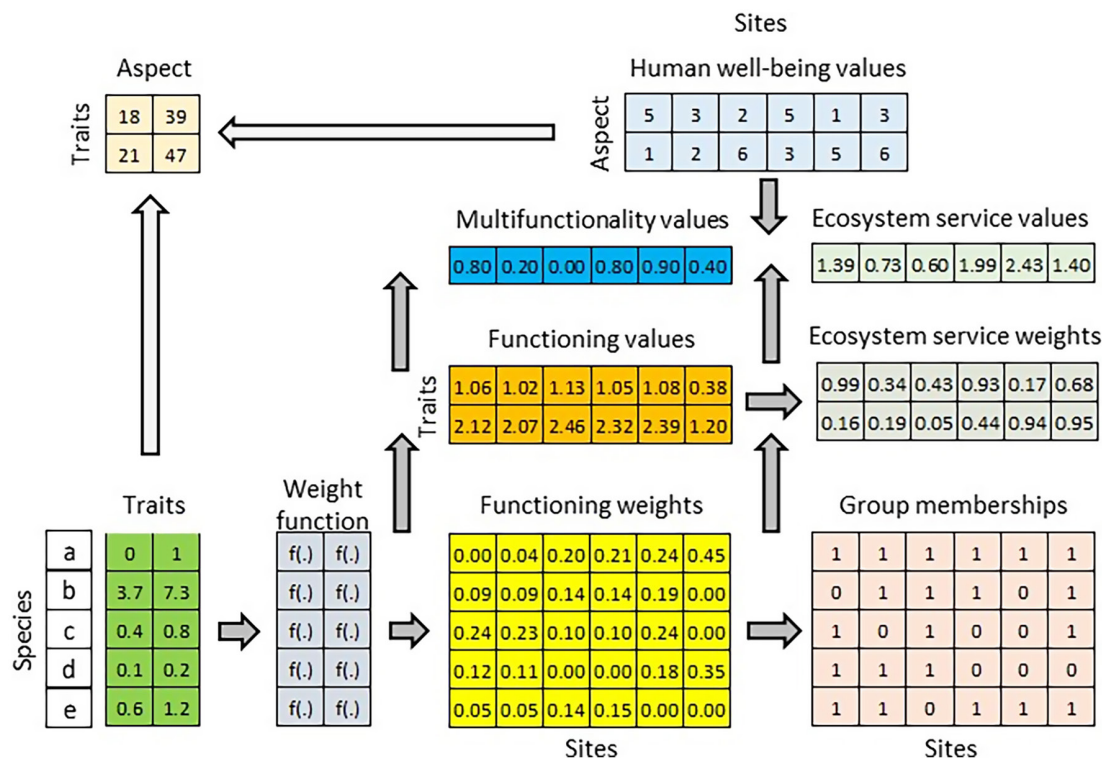


FIGURE 4 A matrix model to exemplify the data necessary for a proposed analysis of the diversity well-being relationship: three species (a–e) based matrices: (a) species × traits, (b) species × functioning weights across sites, (c) species × group membership across sites and a matrix containing values of different aspects of human well-being across study sites. Species trait expression is generally depending on the environment and therefore needs a link function *f*(.) to be linked to functioning weights. Matrix operations allow for estimations of functionality and ecosystem service values.

Carmona, 2021). Recently, Sarker et al. (2021) demonstrated the validity of this approach comparing a variety of nonlinear link functions and models to calculate mangrove primary production from variable tree trait expressions. Similar approaches should be used to assess ecosystem service values from trait compositions (Figure 4). The resulting function values might then be correlated with some quantification of human well-being, if appropriate again using link functions (Manning et al., 2018).

In a different approach we might wish to define ecological groups or functional guild using a matrix of guild membership when linking traits with functioning weights (for instance, abundance or biomass values). Combined with respective link functions (weights) as before this approach provides function values and ecosystem service contributions for focal groups/guilds. This allows for an assessment of the contribution of these groups/guilds to observed human well-being levels (Figure 4).

3.5 | Price partitioning

Despite recent critiques (Pillai & Gouhier, 2019; van Veelen, 2020) a promising approach to link changes in well-being to diversity measured by species richness or functional diversity implies the use of price partitioning. The price equation of evolutionary biology applied to ecological communities (Fox, 2006; Loreau & Hector, 2001) states that the total change in some character value in a community might be partitioned into additive parts containing the contribution of community diversity and the covariance of trait values and composition. Ulrich et al. (2022) introduced a new partition that includes also the effects of changes in total community abundances. When applied to the change in the value of a focal community function or of an ecosystem service this partitioning can be simplified into a three-partition solution (Ulrich et al., 2022)

$$\Delta F = \overline{w}_A \Delta S + a \overline{\Delta p} + b \overline{F}_A \Delta N, \quad (1)$$

where a and b are normalizing constants and ΔF , ΔS , ΔN denote the changes in the total functioning value F , the species richness S and total abundance N between two communities A and B. \overline{w}_A , $\overline{\Delta p}$ and \overline{F}_A refer to the arithmetic mean of the functioning weights of the species in A (the trait values), the mean change in relative trait abundance p and the average value of functioning in A. Therefore, this approach allows for a simple decomposition of richness, and compositional and abundance effects on ecosystem functioning. The quotient $\frac{\overline{w}_A \Delta S}{\Delta F}$ quantifies the relative impact of species richness on the change in functionality or ecosystem service. In a next analytical step, the decomposed differences in functioning between pairs of study sites might be related to respective differences in well-being leading to two dissimilarity matrices that can be linked by bi- or multivariate matrix regression. This approach appears to be particularly promising as it bypasses the functionality step in an elegant way.

3.6 | Structural equation modelling

Direct bivariate correlations are descriptive as they do not inform about causal relationships. Although structural equation modelling SEM (path analysis) is also based on linear correlations the complex model structure, including hidden (latent) variables, provides at least hypotheses about such causal dependencies (Kline, 2016; Shipley, 2016). Ideally, the relationships identified in Figure 3 form a basic path analytical network that can be simplified into models of latent and hidden variables dependent on data availability. Path analytical approaches are data hungry and only a few studies have used these models for inferences of ecosystem functioning (Mardani et al., 2017). The potential of this approach is still not fully realized. Traditionally, SEMs are used to infer human influences on diversity and ecosystem functioning (e.g. McKinney et al., 2010; Schweiger et al., 2016). Often the results can be interpreted as a negative relationship between diversity and human well-being. From a complex path model including direct and indirect biodiversity drivers of human well-being Santos-Martín et al. (2013) inferred positive effects of biodiversity on well-being mediated by regulating ecosystem services and negative effects when mediated by provisioning ecosystem services. These contrasting results exemplify the methodological and conceptual difficulties when linking diversity and human well-being. These difficulties are often downplayed in current conceptual reviews of the state of the art (e.g. Naeem et al., 2016).

In this respect, particularly partial least squares path analysis (PLS PM) with its bootstrapped-based extensions appeared as a promising tool in the field of ecology and human well-being despite the fact that it is mainly applied in social and chemical sciences, so far. Despite current discussion about the validity of the model (e.g. Rönkkö et al., 2016) PLS PM has proven to be an appropriate tool to explore the functioning of complex systems involving highly correlated predictors and missing data. It focuses on latent variables and avoids estimation biases from unequal and too low or too high sample sizes (Henseler et al., 2015; Kock, 2019; Tenenhaus et al., 2005).

3.7 | The multifunctionality pathway

The concept of ecosystem multifunctionality, the holistic view of the joint effects of different ecosystem functions, has important implications for the analysis of diversity–well-being relationships (Manning et al., 2018). Field work and simulation models have revealed that species diversity is positively linked to multifunctionality at different spatial scales (Allan et al., 2015; Hector & Bagchi, 2007; Meyer et al., 2018; Suárez-Castro et al., 2022; but see Birkhofer et al., 2018). However, this link is partly implicit due to the definition of multifunctionality as the ability to provide multiple functions. These multiple functions require diversity.

Meyer et al. (2018) highlighted how the way of quantifying multifunctionality determines the strength of this relationship. Different metrics (using sums of standardized functioning values or respective

upper thresholds possibly in combination with case-specific weight functions) have different statistical properties (Byrnes et al., 2014). Unfortunately, no study so far has compared these metrics using standard benchmark tests. We feel that such a benchmarking is particularly necessary as the common ecological definition of multifunctionality is too imprecise to allow for unequivocal metric use and conclusions. In our view, it remains unclear whether observed multifunctionality–well-being relationships were merely the result of the choice of the metric–test statistics combination. An appropriate quantification of community or ecosystem multifunctionality might provide a direct link from underlying compositional diversity to the multifunctionality impact on well-being.

3.8 | The environmental pathway

Environmental conditions might directly influence human and animal well-being (FAO, 2021; MA, 2005). In many instances, biodiversity and ecosystem functions directly influence these environmental conditions, for example in agricultural soils (Wall et al., 2015). Therefore, and instead of looking at ecosystem services we might study the indirect impact of diversity on well-being using an environmental pathway. In this respect, the positive tripartite and quadripartite relationships between soil diversity, fertility, and plant productivity (\rightarrow well-being) are well established (Delgado-Baquerizo et al., 2017). However, this and other indirect diversity–human health relationships consider agricultural landscapes only. (e.g. McGuinness & Dowling, 2009) In turn, in a recent metagenomic comparison between organic and conventional farming Hausmann et al. (2022) failed to find significant differences in insect, particularly pollinator diversity that might influence plant productivity and food quality. The question whether and in which natural ecosystems higher diversity positively influences those environmental characteristics that might affect human well-being still deserves much attention and is far from being settled. We call for an integrative framework that identifies candidate positive and negative quadripartite relationships across various natural and anthropogenic habitats.

4 | MEASUREMENT ISSUES

Diversity is quantified by species richness or some dimensionless ratio (e.g. Shannon index). Respectively, ecosystem functions and services are given either by ratios (stability or resilience ratios) or amounts with appropriate dimensions (e.g. monetary value or kg CO₂ absorption \times m⁻² leaf area). Evaluating these by regression-based models including ANOVA needs parameters that standardize dimensions to become comparable. Dimension analysis is a neglected aspect of ecological modelling as these are most often treated as simple normalization constants (e.g. Brown et al., 2004; Niklas & Hammond, 2019). However, in multivariate analysis with several parameters, parameter interpretation and also possible parameter dependences are an increasing issue.

This autocorrelation effect of parameters has been intensively discussed within the biological scaling literature (e.g. Glazier, 2010; Peters, 1983) and stems mainly from external constraints acting on the parameters (Glazier, 2010). In the ecological literature parameter autocorrelation of additive linear and nonlinear models has largely been ignored. Recently, Pillai and Gouhier (2019) have stimulated a discussion around non-independencies and parameters interpretation of the widely used Price partition (Fox, 2006; Loreau & Hector, 2001). Pillai and Gouhier (2019) and van Veelen (2020) argued that the widely accepted partitioning of changes in plant trait expression into richness and complementary effects cannot unequivocally be used to infer positive effects of species richness on ecosystem functioning due to parameter non-independence (but see Ulrich et al., 2022). This example highlights the possible problems in causal inference with respect to diversity effects on various other patterns and processes including human health. Similarly, the widely used partitioning of change in diversity, that is β -diversity, into effects of richness and community composition (Baselga, 2010; Podani & Schmera, 2011) does not necessarily result in fully independent partitions, again making unequivocal interpretation and causal inference challenging, particularly at small effect sizes of richness effects.

4.1 | Variability and well-being

Most studies on diversity, ecosystem functioning and well-being centre variable expressions averaged over focal habitats or landscapes. Our conceptual framework as shown in Figure 3 also relies on average parameter expressions. Recent theoretical (Loreau et al., 2021) and observational work (Allan et al., 2014; Gossner et al., 2016) however, drew attention to the importance of spatial and temporal habitat heterogeneity causing variability in species richness and ecosystem functioning and to increasing faunal and floral homogenization in intensively used agricultural landscapes. From basic aggregation and insurance models of variability (Sevenster, 1996; Yachi & Loreau, 1999) it is now well understood how temporal and spatial variability in abundances and community composition enhances stability of aggregate ecological variables like biomass, productivity, soil production, water retention or carbon sequestration (Wang et al., 2021).

The principal question is now whether and how variability in community composition (compositional diversity), in functional diversity, and in the expression of ecosystem services influences focal aspects of well-being. This question has not received sufficient attention so far but is of major theoretical interest (Garibaldi et al., 2018). Do homogenous agricultural or otherwise managed landscapes with high levels of provisioning and non-provisioning ecosystem services contribute more to human well-being than more natural heterogeneous landscapes with lower levels of provisioning and non-provisioning ecosystem services? Quantification of the net benefits from these different landscapes would require data for ecosystem services and quantification of effects on well-being from a series of landscapes with different levels of diversity.

4.2 | Space–time discongruency

Any identification of the influence of ecosystem services on human well-being is confronted with the problem of space–time discongruency. By this we mean that studies on the influence of ecological diversity or functioning on aspects of human well-being are confronted by the time lags between changes in diversity and ecosystem functioning and visible well-being effects (Garibaldi et al., 2018). The time interval required for measurable effect sizes is often unknown and clearly case specific. For example, invasive species often show a considerable period of slow population increase until negative effects on ecosystem functioning become visible (Crooks & Soulé, 1999; Gentili et al., 2021). In this respect, threshold or tipping point effects need to be considered (e.g. Dakos et al., 2019). For instance, a decline in pollinator richness negatively influences pollination and consequently crop or fruit production (e.g. Stein et al., 2017). However, depending on crop or fruit type measurable effects might be visible only beyond some threshold level, while below the threshold functional responses in pollination might mask effectivity issues (e.g. Montoya-Pfeiffer et al., 2020). Felipe-Lucia et al. (2020) have demonstrated how landscape homogenization might change the trade-offs between diversity, ecosystem functioning, and ecosystems services at regional scales. Therefore, we need

information on the spatial scale at which diversity–well-being relationships might be apparent.

4.3 | Direct versus indirect testing

Most work on diversity–well-being relationships uses evidence-based inference testing the hypothesis of positive diversity effects (cf. Marselle et al., 2021). This is done within the Pearson-Neyman or Bayesian frameworks. Both approaches need comparatively strong evidence, that is high effect sizes, for hypothesis acceptance. Importantly, well-being is a process spread in time, where small effects during a lifetime might accumulate to gain visible consequences at an older age. Irrespective of the statistical framework we would either need long-term studies or a high number of single studies or study sites within a single analysis to reach common significance thresholds. However, such comparisons raise concerns of data comparability and compatibility. As a consequence of statistical rigour many positive diversity–well-being relationships will remain undetected leaving us with the simplest and most obvious relationships. These few detectable relationships may, however, not be the most important with respect to biodiversity management.

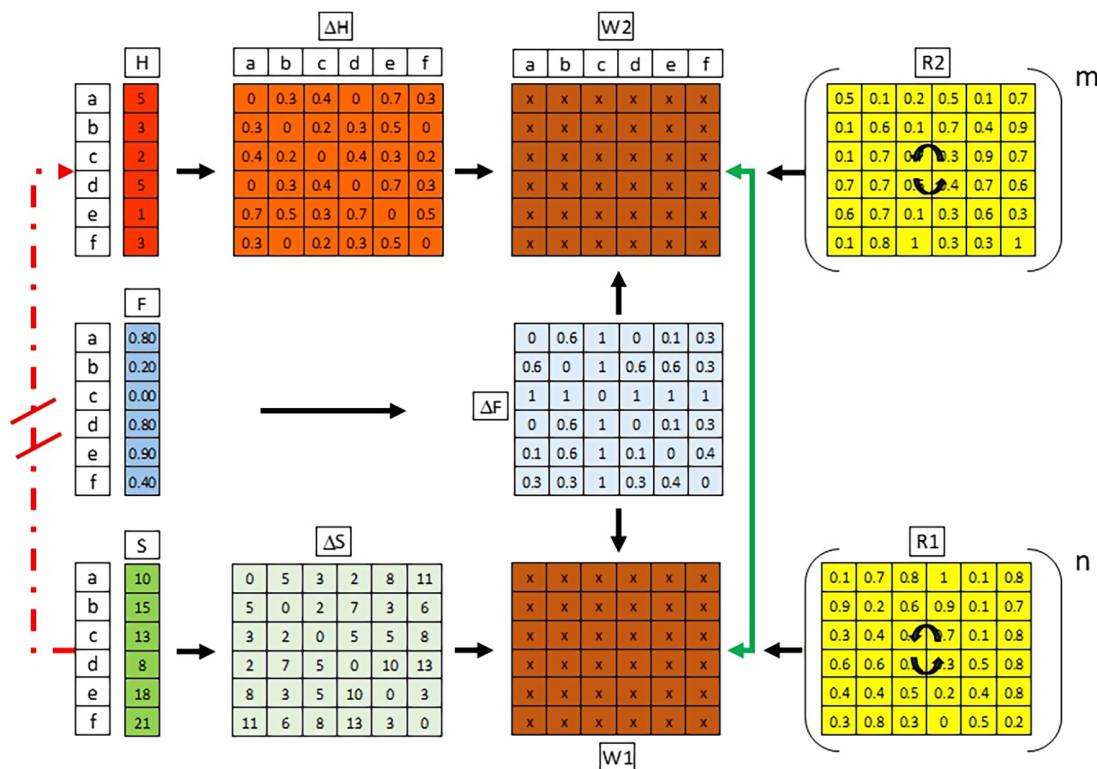


FIGURE 5 Indirect inference using a manifold of random matrices (yellow) to infer most probable values of link functions (grey) between numbers of species S at six sites (a–f, green matrices), ecosystem functioning values F (blue), and well-being H (red). Direct inference from richness to well-being is often not possible (disrupted red arrow). Indirect inference uses a manifold of random 6×6 matrices ($R1$, $R2$, yellow). Multiplication of these matrices with the richness and well-being dissimilarity matrices ΔS and ΔH among sites provides estimates for the functioning dissimilarity matrix: $\Delta F = R1^n \times \Delta S$; $\Delta F = R2^m \times \Delta H$, tested for different values of m , $m \geq 1$. A subset of matrices $W1$ and $W2$ that best provide estimates for ΔF are then compared for similar structures of weight values (green arrow). In case of positive diversity–well-being relationships equivalent matrix values should correlate.

One way out of this dilemma would of course be the change of perspective. It is obvious that without wildlife humans would no longer exist. Therefore, the natural null hypothesis is that diversity begets well-being and contestants need to demonstrate the contrary. A more feasible solution might be based on indirect inference models as used in econometrics (Gouriéroux et al., 1993). Indirect inference models are applied in cases where datasets are too large or where data are partly unsuited. They use a manifold of simulated relationships to estimate the most probable parameter combinations (Jiang & Turnbull, 2004). In community ecology, respective so-called reverse engineering models have been developed to estimate the most probable coefficients of competitive strength in multispecies communities, where the degrees of freedom are too high for direct analytical solutions (Ulrich et al., 2014). Empirical Bayes approaches that estimate Bayesian priors from empirical data can also be seen from the indirect perspective and have been applied to the assessment of non-random species associations (Casella, 1985; Gotelli & Ulrich, 2010).

With respect to diversity well-being relationships, we are confronted with the problem that the weight functions in Figure 3 that link diversities to ecosystem functioning values and subsequently functioning to well-being are generally not known. The limited numbers of sites in most studies do not allow for a direct analytical assessment. Therefore, we might use diversity, functioning, and well-being dissimilarity matrices obtained from a number of study sites and compare two randomly constructed matrices of weight values obtained from the linear and nonlinear fitting of richness and well-being to functioning (Figure 5). This fitting with random matrices is repeated until a stable peak in goodness of fit is reached and might include calculations of thousands of matrices depending on the numbers of sites to be compared. If diversity and well-being were related, we should find some joint structures in the best fitting weight matrices. Importantly, these weight matrices might serve as priors in Bayesian analysis to apply to different sets of study sites.

RECOMMENDATIONS

This methodological review has to be seen as a cautionary note. Although positive direct and indirect influences of biodiversity on human well-being are most likely, unequivocal evidence is still scarce and restricted to cases like pollination—crop and honey production. These case studies are still important, but we call for a stricter terminology for the different aspects of functioning, multifunctionality and well-being (Figure 1) and highlight the need to evaluate each step in the pathways from diversity to well-being (Figure 3). More analyses should be based on matrix and path analytical techniques, and on functioning partitions including potential covariates rather than on bivariate comparisons. We call for appropriate long-term socio-ecological research platforms to gather relevant data about ecosystem functioning and well-being across space and time. We also highlight the need to consider potential trade-offs in diversity effects and to include ecosystem disservices

for a full understanding of the ecological constraints on human well-being.

AUTHOR CONTRIBUTIONS

Werner Ulrich conceived the idea, developed the figures and wrote the first draft. Adrien Rusch, Péter Batáry, Klaus Birkhofer, and Enrique G. de la Riva gave major conceptual and literature input. All authors contributed to the development of the conceptual figures and the final text version.

ACKNOWLEDGEMENTS

This research was funded through the 2018-2019 BiodivERsA joint call for research proposals, under the BiodivERsA3 ERA-Net COFUND programme, and with the funding organizations Agence Nationale de la Recherche (ANR), Deutsche Forschungsgemeinschaft (DFG, reference number 662944), Environmental Protection Agency (EPA), 2019-NC-MS-11, National Science Centre (NCN, UMO-2019/32/Z/NZ8/00008) and Slovak Academy of Sciences (SAS, BiodivERsA3/2018/885/FunProd). P.B. and R.G. were supported by the Hungarian National Research, Development and Innovation Office (NKFIH KKP 133839). The project was hosted at sDiv, the synthesis centre of iDiv, the German Centre for Integrative Biodiversity Research and benefited from the services of sDiv, through the grant received from BiodivERsA.

CONFLICT OF INTEREST

We declare no conflict of interests.

DATA AVAILABILITY STATEMENT

No data are linked to this publication.

ORCID

Werner Ulrich  <https://orcid.org/0000-0002-8715-6619>

Péter Batáry  <https://orcid.org/0000-0002-1017-6996>

Julia Baudry  <https://orcid.org/0000-0002-7919-6039>

Léa Beaumelle  <https://orcid.org/0000-0002-7836-8767>

Roman Bucher  <https://orcid.org/0000-0002-3001-2876>

Andrea Čerevková  <https://orcid.org/0000-0002-9615-9870>

Enrique G. de la Riva  <https://orcid.org/0000-0002-3393-8375>

Maria R. Felipe-Lucia  <https://orcid.org/0000-0003-1915-8169>

Róbert Gallé  <https://orcid.org/0000-0002-5516-8623>

Emmanuelle Kesse-Guyot  <https://orcid.org/0000-0002-9715-3534>

[org/0000-0002-9715-3534](https://orcid.org/0000-0002-9715-3534)

Ewa Rembiałkowska  <https://orcid.org/0000-0002-4109-5486>

Adrien Rusch  <https://orcid.org/0000-0002-3921-9750>

Dara Stanley  <https://orcid.org/0000-0001-8948-8409>

Klaus Birkhofer  <https://orcid.org/0000-0002-9301-2443>

REFERENCES

- Aerts, R., Honnay, O., & Van Nieuwenhuysse, A. (2018). Biodiversity and human health: Mechanisms and evidence of the positive health effects of diversity in nature and green spaces. *British Medical Bulletin*, 127, 5–22.

- Allan, E., Bossdorf, O., Dormann, C. F., Prati, D., Gossner, M. M., Tschardt, T., Blüthgen, N., Bellach, M., Birkhofer, K., Boch, S., Böhm, S., Börschig, C., Chatzinotas, A., Christ, S., Daniel, R., Diekötter, T., Fischer, C., Friedl, T., Glaser, K., ... Fischer, M. (2014). Interannual variation in land-use intensity enhances grassland multidiversity. *Proceedings of the National Academy of Sciences of the United States of America*, 111, 308–313.
- Allan, E., Manning, P., Alt, F., Binkenstein, J., Blaser, S., Blüthgen, N., Böhm, S., Grassein, F., Hölzel, N., Klaus, V. H., Kleinebecker, T., Morris, E. K., Oelmann, Y., Prati, D., Renner, S. C., Rillig, M. C., Schaefer, M., Schloter, M., Schmitt, B., ... Fischer, M. (2015). Land use intensification alters ecosystem multifunctionality via loss of biodiversity and changes to functional composition. *Ecology Letters*, 18, 834–843.
- Balmford, A., & Bond, W. (2005). Trends in the state of nature and their implications for human well-being. *Ecology Letters*, 8, 1218–1234.
- Balvanera, P., Pfisterer, A. B., Buchmann, N., He, J.-S., Nakashizuka, T., Raffaelli, D., & Schmid, B. (2006). Quantifying the evidence for biodiversity effects on ecosystem functioning and services. *Ecology Letters*, 9, 1146–1156.
- Barnes, A. D., Jochum, M., Lefcheck, J. S., Eisenhauer, N., Scherber, C., O'Connor, M. I., de Ruiter, P., & Brose, U. (2018). Energy flux: The link between multitrophic biodiversity and ecosystem functioning. *Trends in Ecology & Evolution*, 33, 186–197.
- Baselga, A. (2010). Partitioning the turnover and nestedness components of beta diversity. *Global Ecology and Biogeography*, 19, 134–143.
- Bastian, O. (2013). The role of biodiversity in supporting ecosystem services in Natura 2000 sites. *Ecological Indicators*, 24, 12–22.
- Birkhofer, K., Andersson, G. K., Bengtsson, J., Bommarco, R., Dänhardt, J., Ekbom, B., Ekroos, J., Hahn, T., Hedlund, K., Jönsson, A. M., Lindborg, R., Olsson, O., Rader, R., Rusch, A., Stjernman, M., Williams, A., & Smith, H. G. (2018). Relationships between multiple biodiversity components and ecosystem services along a landscape complexity gradient. *Biological Conservation*, 218, 247–253.
- Birkhofer, K., Diehl, E., Andersson, J., Ekroos, J., Früh-Müller, A., Machnikowski, F., Mader, V., Nilsson, L., Sasaki, K., Rundlöf, M., Wolters, V., & Smith, H. G. (2015). Ecosystem services—Current challenges and opportunities for ecological research. *Frontiers in Ecology and Evolution*, 2, 87.
- Birkhofer, K., Fliessbach, A., Gavín-Centol, M. P., Hedlund, K., Ingimarsdóttir, M., Jørgensen, H. B., Kozjek, K., Meyer, S., Montserrat, M., Moreno, S. S., Laraño, J. M., Scheu, S., Serrano-Carnero, D., Truu, J., & Kundel, D. (2021). Conventional agriculture and not drought alters relationships between soil biota and functions. *Scientific Reports*, 11, 1–12.
- Brondizio, E. S., Settele, J., Díaz, S., & Ngo, H. T. (Eds.). (2019). *Global assessment report on biodiversity and ecosystem services of the intergovernmental science-policy platform on biodiversity and ecosystem services*. IPBES.
- Brown, J. H., Gillooly, J. F., Allen, A. P., Savage, V. M., & West, G. B. (2004). Toward a metabolic theory of ecology. *Ecology*, 85, 1771–1789.
- Bryce, R., Irvine, K. N., Church, A., Fish, R., Ranger, S., & Kenter, J. O. (2016). Subjective well-being indicators for large-scale assessment of natural ecosystem services. *Ecosystem Services*, 21, 258–269.
- Burnham, K. P., & Anderson, D. R. (2002). *Model selection and multimodel inference*. Springer.
- Buzhdygan, O. Y., Meyer, S. T., Weisser, W. W., Eisenhauer, N., Ebeling, A., Borrett, S. R., Buchmann, N., Cortois, R., de Deyn, G. B., de Kroon, H., Gleixner, G., Hertzog, L. R., Hines, J., Lange, M., Mommer, L., Ravenek, J., Scherber, C., Scherer-Lorenzen, M., Scheu, S., ... Petermann, J. S. (2020). Biodiversity increases multitrophic energy use efficiency, flow and storage in grasslands. *Nature Ecology and Evolution*, 4, 393–405.
- Byrnes, J. E. K., Gamfeldt, L., Isbell, F., Lefcheck, J. S., Griffin, J. N., Hector, A., Cardinale, B. J., Hooper, F. D. U., Dee, L. A., & Duffy, J. E. (2014). Investigating the relationship between biodiversity and ecosystem multifunctionality: Challenges and solutions. *Methods in Ecology and Evolution*, 5, 111–124.
- Cadotte, M. W., Carscadden, K., & Mirotchnick, N. (2011). Beyond species: Functional diversity and the maintenance of ecological processes and services. *Journal of Applied Ecology*, 48, 1079–1087.
- Casella, G. (1985). An introduction to empirical Bayes data analysis. *American Statistician*, 39, 83–87.
- Cheng, X., van Damme, S., Li, L., & Uytendhoeve, P. (2019). Evaluation of cultural ecosystem services: A review of methods. *Ecosystem Services*, 37, 100925.
- Clark, D. A. (2014). Defining and measuring human well-being. In B. Freedman (Ed.), *Global environmental change* (pp. 833–855). Springer.
- Crooks, J., & Soulé, M. E. (1999). Lag times in population explosions of invasive species: Causes and implications. In O. T. Sandlund, P. J. Schei, & A. Viken (Eds.), *Invasive species and biodiversity management* (pp. 103–126). Kluwer.
- Crouzat, E., De Frutos, A., Grescho, V., Carver, S., Büermann, A., Carvalho-Santos, C., Kraemer, R., Mayor, S., Pöpperl, F., Rossi, C., Schröter, M., Stritih, A., Vaz, A. S., Watzema, J., & Bonn, A. (2022). Potential supply and actual use of cultural ecosystem services in mountain protected areas and their surroundings. *Ecosystem Services*, 53, 101395.
- Daily, G. C., Alexander, S., Lubchenco, J., Matson, P. A., Mooney, H. A., Postel, S., Schneider, S. H., Tilman, D., & Woodwell, G. M. (1997). Ecosystem services: Benefits supplied to human societies by natural ecosystems. *Issues in Ecology*, 2, 1–16.
- Dakos, V., Matthews, B., Hendry, A. P., Levine, J., Loeuille, N., Norberg, J., Nosil, P., Scheffer, M., & De Meester, L. (2019). Ecosystem tipping points in an evolving world. *Nature Ecology and Evolution*, 3, 355–362.
- de Bello, F., Lavorel, S., Albert, C. H., Thuiller, W., Grigulis, K., Dolezal, J., Janeček, Š., & Lepš, J. (2011). Quantifying the relevance of intraspecific trait variability for functional diversity. *Methods in Ecology and Evolution*, 2, 163–174.
- de Groot, R. S., Wilson, M. A., & Boumans, R. M. J. (2002). A typology for the classification, description and valuation of ecosystem functions, goods and services. *Ecological Economics*, 41, 393–408.
- de la Riva, E. G., Ulrich, W., Batáry, P., Baudry, J., Beaumelle, L., Bucher, R., Čerevková, A., Felipe-Lucia, M. R., Gallé, R., Kesse-Guyot, E., Rembiałkowska, E., Rusch, A., Seufert, V., Stanley, D., & Birkhofer, K. (2022). From functional diversity to human well-being: a conceptual framework for agroecosystem sustainability. A review. *Agricultural Systems*, in review.
- Delgado-Baquerizo, M., Powell, J. R., Hamonts, K., Reith, F., Mele, P., Brown, M. V., Dennis, P. G., Ferrari, B. C., Fitzgerald, A., Young, A., Singh, B. K., & Bissett, A. (2017). Circular linkages between soil biodiversity, fertility and plant productivity are limited to topsoil at the continental scale. *New Phytologist*, 215, 1186–1196.
- Dell, J. E., Salcido, D. M., Lumpkin, W., Richards, L. A., Pokswinski, S. M., Loudermilk, E. L., O'Brien, J. J., & Dyer, L. A. (2019). Interaction diversity maintains resiliency in a frequently disturbed ecosystem. *Frontiers in Ecology and Evolution*, 7, fevo.2019.00145.
- Des Roches, S., Post, D. M., Turley, N. E., Bailey, J. K., Hendry, A. P., Kinnison, M. T., Schweitzer, J. A., & Palkovacs, E. P. (2018). The ecological importance of intraspecific variation. *Nature Ecology and Evolution*, 2, 57–64.
- Díaz, S., Lavorel, S., de Bello, F., Quétier, F., Grigulis, K., & Robson, T. M. (2007). Incorporating plant functional diversity effects in ecosystem service assessments. *Proceedings of the National Academy of Sciences of the United States of America*, 104, 20684–20689.
- Díaz, S., Pascual, U., Stenseke, M., Martín-López, B., Watson, R. T., Molnár, Z., Hill, R., Chan, K. M. A., Baste, I. A., Brauman, K. A., Polasky, S., Church, A., Lonsdale, M., Larigauderie, A., Leadley, P. W., van Oudenhoven, A., van der Plaats, F., Schröter, M., Lavorel, S.,

- ... Shirayama, Y. (2018). Assessing nature's contributions to people. *Science*, 359, 270–272.
- Dolédéc, S., Chessel, D., ter Braak, C. J. F., & Champely, S. (1996). Matching species traits to environmental variables: A new three-table ordination method. *Environmental and Ecological Statistics*, 3, 143–166.
- Dray, S., & Legendre, P. (2008). Testing the species traits-environment relationships: The fourth-corner problem revisited. *Ecology*, 89, 3400–3412.
- Elmqvist, T., Folke, C., Nyström, M., Peterson, G., Bengtsson, J., Walker, B., & Norberg, J. (2003). Response diversity, ecosystem change, and resilience. *Frontiers in Ecology and the Environment*, 1, 488–494.
- Fagerholm, N., Martín-López, B., Torralba, M., Oteros-Rozas, E., Lechner, A. M., Bieling, C., Stahl Olafsson, A., Albert, C., Raymond, C. M., Garcia-Martin, M., Gulsrud, N., & Plieninger, T. (2020). Perceived contributions of multifunctional landscapes to human well-being: Evidence from 13 European sites. *People and Nature*, 2, 217–234.
- FAO. (2021). *Global assessment of soil pollution*. FAO.
- Felipe-Lucia, M. R., Comín, F. A., & Escalera-Reyes, J. (2015). A framework for the social valuation of ecosystem services. *Ambio*, 44, 308–318.
- Felipe-Lucia, M. R., de Frutos, A., & Comin, F. A. (2022). Modelling landscape management scenarios for equitable and sustainable futures in rural areas based on ecosystem services. *Ecosystems and People*, 18, 76–94.
- Felipe-Lucia, M. R., Soliveres, S., Penone, C., & Allan, E. (2020). Land-use intensity alters networks between biodiversity, ecosystem functions, and services. *Proceedings of the National Academy of Sciences of the United States of America*, 117, 28140–28149.
- Fox, J. W. (2006). Using the Price equation to partition the effects of biodiversity loss on ecosystem function. *Ecology*, 87, 2687–2696.
- Garibaldi, L. A., Andersson, G. K., Requier, F., Fijen, T. P., Hipólito, J., Kleijn, D., Pérez-Méndez, N., & Rollin, O. (2018). Complementarity and synergisms among ecosystem services supporting crop yield. *Global Food Security*, 17, 38–47.
- Gentili, R., Schaffner, U., Martinoli, A., & Citterio, S. (2021). Invasive alien species and biodiversity: Impacts and management. *Biodiversity*, 22, 1–3.
- Glazier, D. S. (2010). A unifying explanation for diverse metabolic scaling in animals and plants. *Biological Reviews*, 85, 111–138.
- Gossner, M. M., Lewinsohn, T. M., Kahl, T., Grassein, F., Boch, S., Prati, D., Birkhofer, K., Renner, S. C., Sikorski, J., Wubet, T., Arndt, H., Baumgartner, V., Blaser, S., Blüthgen, N., Börschig, C., Buscot, F., Diekötter, T., Jorge, L. R., Jung, K., ... Allan, A. (2016). Land-use intensification causes multitrophic homogenization of grassland communities. *Nature*, 540, 266–269.
- Gotelli, N. J., & Ulrich, W. (2010). The empirical Bayes approach as a tool to identify non-random species associations. *Oecologia*, 162, 463–477.
- Gouriéroux, C., Monfort, A., & Renault, E. (1993). Indirect inference. *Journal of Applied Econometrics*, 8, S85–S118.
- Gutiérrez-Arellano, C., & Mulligan, M. (2018). A review of regulation ecosystem services and disservices from faunal populations and potential impacts of agriculturalisation on their provision, globally. *Nature Conservation*, 30, 1–39.
- Hansen, A. J., Noble, B. P., Veneros, J., East, A., Goetz, S. J., Supples, C., Watson, J. E. M., Jantz, P. A., Pillay, R., Jetz, W., Ferrier, S., Grantham, H. S., Evans, T. D., Ervin, J., Venter, O., & Virnig, L. A. S. (2021). Towards monitoring forest ecosystem integrity within the post-2020 global biodiversity framework. *Conservation Letters*, 14, e12822.
- Hättenschwiler, S., Tiunov, A. V., & Scheu, S. (2005). Biodiversity and litter decomposition in terrestrial ecosystems. *Annual Review of Ecology, Evolution, and Systematics*, 36, 191–218.
- Hausmann, A., Ulrich, W., Seegerer, A. H., Greifenstein, T., Knubben, J., Morinière, J., Bozicevic, V., Doczkal, D., Günter, A., Müller, J., & Habel, J. C. (2022). Fluctuating insect diversity, abundance and biomass across agricultural landscapes. *Scientific Reports*, 12, 17706.
- Haynes-Young, R., & Potschin, M. (2010). The links between biodiversity, ecosystem services and human well-being. In D. Raffaelli & C. Frid (Eds.), *Ecosystem ecology: A new synthesis*. BES Ecological Reviews Series. CUP.
- Hector, A., & Bagchi, R. (2007). Biodiversity and ecosystem multifunctionality. *Nature*, 448, 188–190.
- Hector, A., Hautier, Y., Saner, P., Wacker, L., Bagchi, R., Joshi, J., Scherer-Lorenzen, M., Spehn, E. M., Bazeley-White, E., Weilenmann, M., Caldeira, M. C., Dimitrakopoulos, P. G., Finn, J. A., Huss-Danell, K., Jumpponen, A., Mulder, C. P., Palmborg, C., Pereira, J. S., Siamantziouras, A. S., ... Loreau, M. (2010). General stabilizing effects of plant diversity on grassland productivity through population asynchrony and overyielding. *Ecology*, 91, 2213–2220.
- Henseler, J., Hubona, G., & Ash Ray, P. (2015). Using PLS path modeling in new technology research: Updated guidelines. *Industrial Management & Data Systems*, 116, 2–20.
- Herrero, M., Wirseni, S., Henderson, B., Rigolot, C., Thornton, P., Havlík, P., de Boer, I., & Gerber, P. J. (2015). Livestock and the environment: What have we learned in the past decade? *Annual Review of Environment and Resources*, 40, 177–202.
- Hooper, D. U., Chapin, F. S., II, Ewel, J. J., Hector, A., Inchausti, P., Lavorel, S., Lawton, J. H., Lodge, D. M., Loreau, M., Naeem, S., Schmid, B., Setälä, H., Symstad, A. J., Vandermeer, J., & Wardle, D. A. (2005). Effects of biodiversity on ecosystem functioning: A consensus of current knowledge and needs for future research. *Ecological Monographs*, 75, 3–35.
- Huang, Y., Chen, Y., Castro-Izaguirre, N., Baruffol, M., Brezzi, M., Lang, A., Li, Y., Härdtle, W., von Oheimb, G., Yang, X., Liu, X., Pei, K., Both, S., Yang, B., Eichenberg, D., Assmann, T., Bauhus, J., Behrens, T., Buscot, F., ... Schmid, B. (2018). Impacts of species richness on productivity in a large-scale subtropical forest experiment. *Science*, 362, 80–83.
- Hummel, C., Poursanidis, D., Orenstein, D., Elliott, M., Adamescu, M. C., Cazacu, C., Chrysoulakis, N., Van der Meer, J., & Hummel, H. (2019). Protected area management: Fusion and confusion with the ecosystem services approach. *Science of the Total Environment*, 651, 2432–2443.
- Jax, K., Furman, E., Saarikoski, H., Barton, D. N., Delbaere, B., Dick, J., Duke, G., Görg, C., Gómez-Baggethun, E., Harrison, P. A., Maes, J., Pérez-Soba, M., Saarela, S.-R., Turkelboom, F., van Dijk, J., & Watt, A. D. (2018). Handling a messy world: Lessons learned when trying to make the ecosystem services concept operational. *Ecosystem Services*, 29, 415–427.
- Jiang, W., & Turnbull, B. (2004). The indirect method: Inference based on intermediate statistics – A synthesis and examples. *Statistical Science*, 19, 239–263.
- Kilpatrick, A. M., Salkeld, D. J., Titcomb, G., & Hahn, M. B. (2017). Conservation of biodiversity as a strategy for improving human health and well-being. *Philosophical Transactions of the Royal Society B: Biological Sciences*, 372, 20160131.
- Kleijn, D., Winfree, R., Bartomeus, I., Carvalheiro, L. G., Henry, M., Isaacs, R., Klein, A.-M., Kremen, C., M'Gonigle, L. K., Rader, R., Ricketts, T. H., Williams, N. M., Adamson, N. L., Ascher, J. S., Báldi, A., Batáry, P., Benjamin, F., Biesmeijer, J. C., Blitzer, E. J., ... Potts, S. G. (2015). Delivery of crop pollination services is an insufficient argument for wild pollinator conservation. *Nature Communications*, 6, 7414.
- Kline, R. B. (2016). *Principles and practice of structural equation modeling* (4th ed.). Guilford Press.
- Kock, N. (2019). From composites to factors: Bridging the gap between PLS and covariance-based structural equation modeling. *Information Systems Journal*, 29, 674–706.

- Kosanic, A., & Petzold, J. (2020). A systematic review of cultural ecosystem services and human wellbeing. *Ecosystem Services*, 45, 101168.
- Kuhn, T. S. (1966). *The structure of scientific revolutions* (3rd ed.). University of Chicago Press.
- Landi, P., Minoarivelo, H. O., Brännström, Å., Hui, C., & Dieckmann, U. (2018). Complexity and stability of ecological networks: A review of the theory. *Population Ecology*, 60, 319–345.
- Lapointe, M., Gurney, G. G., Coulthard, S., & Cumming, G. S. (2021). Ecosystem services, well-being benefits and urbanization associations in a Small Island developing state. *People and Nature*, 3, 391–404.
- Lee, M. T., Kubzansky, L. D., & VanderWeele, T. J. (2021). Measuring well-being: Interdisciplinary perspectives from the social sciences and the humanities. *Oxford Scholarship Online*. <https://doi.org/10.1093/oso/9780197512531.001.0001>
- Lehman, E. L., & Romano, J. P. (2005). *Testing statistical hypotheses* (3rd ed.). Springer Text in Statistics.
- Levy, K., Daily, G., & Myers, S. S. (2012). Human health as an ecosystem services: A conceptual framework. In J. C. Ingram, F. DeClerck, & C. Rumbaitis del Rio (Eds.), *Integrating ecology and poverty reduction: Ecological dimensions*. Springer.
- Loreau, M., Barbier, M., Filotas, E., Gravel, D., Isbell, F., Miller, S. J., Montoya, J. M., Wang, S., Aussenac, R., Germain, R., Thompson, P. L., Gonzalez, A., & Dee, L. E. (2021). Stability and diversity functioning variability aspects of wellbeing: Biodiversity as insurance: From concept to measurement and application. *Biological Reviews*, 96, 2333–2354.
- Loreau, M., & de Mazancourt, C. (2013). Biodiversity and ecosystem stability: A synthesis of underlying mechanisms. *Ecology Letters*, 6, 106–115.
- Loreau, M., & Hector, A. (2001). Partitioning selection and complementarity in biodiversity experiments. *Nature*, 412, 72–76.
- Lovell, R., Wheeler, B. W., Higgins, S. L., Irvine, K. N., & Depledge, M. H. (2014). A systematic review of the health and well-being benefits of biodiverse environments. *Journal of Toxicology and Environmental Health—Part B: Critical Reviews*, 17, 1–20.
- MA. (2005). *Ecosystems and human well-being: Current state and trends*. Volume 1, Millennium Ecosystem Assessment. Island Press.
- MacDougall, A. S., McCann, K. S., Gellner, G., & Turkington, R. (2013). Diversity loss with persistent human disturbance increases vulnerability to ecosystem collapse. *Nature*, 494, 86–89.
- Manning, P., van der Plas, F., Soliveres, S., Allan, E., Maestre, F. T., Mace, G., Whittingham, M. J., & Fischer, M. (2018). Redefining ecosystem multifunctionality. *Nature Ecology and Evolution*, 2, 427–436.
- Mardani, A., Streimikiene, D., Kazimieraz-Zavadskas, E., Cavallaro, F., Nilashi, M., Jusoh, A., & Zare, H. (2017). Application of structural equation modeling (SEM) to solve environmental sustainability problems: A comprehensive review and meta-analysis. *Sustainability*, 9, 1814.
- Marselle, M. R., Hartig, T., Cox, D. T. C., de Bell, S., Knapp, S., Lindley, S., Triguero-Mas, M., Böhning-Gaese, K., Braubach, M., Cook, P. A., de Vries, S., Heintz-Buschart, A., Hofmann, M., Irvine, K. N., Kabisch, N., Kolek, F., Kraemer, R., Markevych, I., Martens, D., ... Bonn, A. (2021). Pathways linking biodiversity to human health: A conceptual framework. *Environment International*, 150, 106420.
- Marselle, M. R., Stadler, J., Korn, H., Irvine, K. N., & Bonn, A. (Eds.). (2019). *Biodiversity and health in the face of climate change*. Springer.
- McGuinness, M., & Dowling, D. (2009). Plant-associated bacterial degradation of toxic organic compounds in soil. *International Journal of Environmental Research and Public Health*, 6, 2226–2247.
- McKinney, L. A., Kick, E. L., & Fulkerson, G. M. (2010). World system, anthropogenic, and ecological threats to bird and mammal species: A structural equation analysis of biodiversity loss. *Organization & Environment*, 23, 3–31.
- Methorst, J., Rehdanz, K., Mueller, T., Hansjürgens, B., Bonn, A., & Boehning-Gaese, K. (2021). The importance of species diversity for human well-being in Europe. *Ecological Economics*, 181, 106917.
- Meyer, S. T., Ptacnik, R., Hillebrand, H., Bessler, H., Buchmann, N., Ebeling, A., Eisenhauer, N., Engels, C., Fischer, M., Halle, S., Klein, A. M., Oelmann, Y., Roscher, C., Rottstock, T., Scherber, C., Scheu, S., Schmid, B., Schulze, E. D., Temperton, V. M., ... Weisser, W. W. (2018). Biodiversity-multifunctionality relationships depend on identity and number of measured functions. *Nature Ecology and Evolution*, 2, 44–49.
- Montanarella, L., Scholes, R., & Brainich, A. (Eds.). (2018). *The IPBES assessment report on land degradation and restoration*. Secretariat of the Intergovernmental Science-Policy Platform on Biodiversity and Ecosystem Services.
- Montes-Pulido, C., & Forero, V. F. (2021). Cultural ecosystem services and disservices in an urban park in Bogota, Colombia. *Revista Ambiente Sociedade*, 24, 1–20.
- Montoya-Pfeiffer, P. M., Rodrigues, R. R., & Alves dos Santos, I. (2020). Bee pollinator functional responses and functional effects in restored tropical forests. *Ecological Applications*, 30(3), 02054.
- Naeem, S., Bunker, D. E., Hector, A., Loreau, M., & Perrings, C. (Eds.). (2009). *Biodiversity, ecosystem functioning, and human wellbeing: An ecological and economic perspective*. Oxford University Press.
- Naeem, S., Chazdon, R., Duffy, J. E., Prager, C., & Worm, B. (2016). Biodiversity and human well-being: An essential link for sustainable development. *Proceedings of the Royal Society B: Biological Sciences*, 283, rspb.2016.2091.
- Nee, S., Colegrave, N., West, S., & Grafen, A. (2005). Evolution: The illusion of invariant quantities in life histories. *Science*, 309, 1236–1239.
- Newbold, T., Adams, G. L., Albaladejo Robles, G., Boakes, E. H., Braga Ferreira, G., Chapman, A. S., Etard, A., Gibb, R., Millard, J., Outhwaite, C. L., & Williams, J. J. (2019). Climate and land-use change homogenise terrestrial biodiversity, with consequences for ecosystem functioning and human well-being. *Emerging Topics in Life Sciences*, 3, 207–219.
- Niklas, K. J., & Hammond, S. T. (2019). On the interpretation of the normalization constant in the scaling equation. *Frontiers in Ecology and Evolution*, 6, 212.
- Nzau, J. M., Ulrich, W., Rieckmann, M., & Habel, J. C. (2022). The need for local-adjusted participatory forest management in biodiversity hotspots. *Biodiversity and Conservation*, 31, 1313–1328.
- Oliver, T. H., Heard, M. S., Isaac, N. J., Roy, D. B., Procter, D., Eigenbrod, F., Freckleton, R., Hector, A., Orme, C. D. L., Petchey, O. L., Proença, V., Raffaelli, D., Suttle, K. B., Mace, G. M., Martín-López, B., Woodcock, B. A., & Bullock, J. M. (2015). Biodiversity and resilience of ecosystem functions. *Trends in Ecology & Evolution*, 30, 673–684.
- Peters, R. H. (1983). *The ecological implications of body size*. Cambridge University Press.
- Pillai, P., & Gouhier, T. C. (2019). Not even wrong: The spurious measurement of biodiversity's effects on ecosystem functioning. *Ecology*, 100, e02645.
- Plieninger, T., Dijk, S., Oteros-Rozas, E., & Bieling, C. (2013). Assessing, mapping, and quantifying cultural ecosystem services at community level. *Land Use Policy*, 33, 118–129.
- Podani, J., & Schmera, D. (2011). A new conceptual and methodological framework for exploring and explaining pattern in presence–Absence data. *Oikos*, 120, 1625–1638.
- Qiu, J., & Cardinale, B. J. (2020). Scaling up biodiversity–ecosystem function relationships across space and over time. *Ecology*, 101, e03166.
- Rendón, O. R., Garbutt, A., Skov, M., Möller, I., Alexander, M., Ballinger, R., Wyles, K., Smith, G., McKinley, E., Griffin, J., Thomas, M., Davidson, K., Pagès, J. F., Read, S., & Beaumont, N. (2019). A framework linking ecosystem services and human well-being: Saltmarsh as a case study. *People and Nature*, 1, 486–496.
- Rönkkö, M., McIntosh, C. N., Antonakis, J., & Edwards, J. R. (2016). Partial least squares path modeling: Time for some serious second thoughts. *Journal of Operations Management*, 47–48, 9–27.

- Rook, G. A. (2013). Regulation of the immune system by biodiversity from the natural environment: An ecosystem service essential to health. *Proceedings of the National Academy of Sciences of the United States of America*, 110, 18360–18367.
- Roscher, C., Schumacher, J., Baade, J., Wilcke, W., Gleixner, G., Weisser, W. W., Schmid, B., & Schulze, E.-D. (2004). The role of biodiversity for element cycling and trophic interactions: An experimental approach in a grassland community. *Basic and Applied Ecology*, 5, 107–121.
- Santos-Martín, F., Martín-López, B., García-Llorente, M., Aguado, M., Benayas, J., & Montes, C. (2013). Unraveling the relationships between ecosystems and human wellbeing in Spain. *PLoS ONE*, 8, e73249.
- Sarker, S. K., Reeve, R., & Matthiopoulos, J. (2021). Solving the fourth-corner problem: Forecasting ecosystem primary production from spatial multispecies trait-based models. *Ecological Monographs*, 91, e01454.
- Schweiger, E. W., Grace, J. B., Cooper, D., Bobowski, B., & Britten, M. (2016). Using structural equation modeling to link human activities to wetland ecological integrity. *Ecosphere*, 7, e01548.
- Setälä, H., Bardgett, R. D., Birkhofer, K., Brady, M., Byrne, L., de Ruiter, P. C., de Vries, F. T., Gardi, C., Hedlund, K., Hemerik, L., Hotes, S., Liiri, M., Mortimer, S. R., Pavao-Zuckerman, M., Pouyat, R., Tsiafouli, M., & van der Putten, W. H. (2014). Urban and agricultural soils: Conflicts and trade-offs in the optimization of ecosystem services. *Urban Ecosystems*, 17, 239–253.
- Sevenster, J. G. (1996). Aggregation and coexistence. I. Theory and analysis. *Journal of Animal Ecology*, 65, 297–307.
- Shackleton, C. M., Ruwanda, S., Sinasson Sanni, G. K., Bennett, S., De Lacy, P., Modipa, R., Mtati, N., Sachikonye, M., & Thondhlana, G. (2016). Unpacking Pandora's box: Understanding and Categorising ecosystem disservices for environmental management and human wellbeing. *Ecosystems*, 19, 587–600.
- Shipley, W. (2016). *Cause and correlation in biology* (2nd ed.). Cambridge University Press.
- Stein, K., Coulibaly, D., Stenchly, K., Goetze, D., Porembski, S., Lindner, A., Konaté, S., & Linsenmair, E. K. (2017). Bee pollination increases yield quantity and quality of cash crops in Burkina Faso, West Africa. *Scientific Reports*, 7, 17691.
- Suárez-Castro, A. F., Raymundo, M., Bimler, M., & Mayfield, M. M. (2022). Using multi-scale spatially explicit frameworks to understand the relationship between functional diversity and species richness. *Ecography*, 2022, e05844. <https://doi.org/10.1111/ecog.05844>
- Sullivan, M., Talbot, J., Lewis, S., Phillips, O. L., Qie, L., Begne, S. K., Chave, J., Cuni-Sanchez, A., Hubau, W., Lopez-Gonzalez, G., Miles, L., Monteagudo-Mendoza, A., Sonké, B., Sunderland, T., ter Steege, H., White, L. J. T., Affum-Baffoe, K., Aiba, S.-i., de Almeida, E. C., ... Zemagho, L. (2017). Diversity and carbon storage across the tropical forest biome. *Scientific Reports*, 7, 39102.
- Summers, J. K., Smith, L. M., Case, J. L., & Linthurst, R. A. (2012). A review of the elements of human well-being with an emphasis on the contribution of ecosystem services. *Ambio*, 41, 327–340.
- Tenenhaus, M., Esposito, V. V., Chatelin, Y.-M., & Lauro, C. (2005). PLS path modeling. *Computational Statistics and Data Analysis*, 48, 159–205.
- ter Braak, C. J. F. (2017). Fourth-corner correlation is a score test statistic in a log-linear trait-environment model that is useful in permutation testing. *Environmental and Ecological Statistics*, 24, 219–242.
- Tilman, D., Lehman, C. L., & Bristow, C. E. (1998). Diversity-stability relationships: Statistical inevitability or ecological consequence? *American Naturalist*, 151, 277–282.
- Tilman, D., Reich, P. B., & Isbell, F. (2012). Biodiversity is a dominant driver of productivity. *Proceedings of the National Academy of Sciences of the United States of America*, 109, 10394–10397.
- Tilman, D., Reich, P. B., & Knops, J. M. H. (2006). Biodiversity and ecosystem stability in a decade-long grassland experiment. *Nature*, 441, 629–632.
- Ulrich, W., Banks-Leite, C., De Coster, G., Newmark, B., Tobias, J. A., Matheve, H., Habel, J. C., & Lens, L. (2018). Environmentally and behaviourally mediated co-occurrence of functional traits in bird communities of tropical forest fragments. *Oikos*, 127, 274–284.
- Ulrich, W., Soliveres, S., Krzyzewski, W., Maestre, F. T., & Gotelli, N. J. (2014). Matrix models for quantifying competitive intransitivity. *Oikos*, 123, 1057–1070.
- Ulrich, W., Zaplata, M., & Gotelli, N. J. (2022). Reconsidering the Price equation: A new partitioning based on species abundances and trait expression. *Oikos*, 131, e08871.
- van der Laan, M., & Hsu, J.-P. (2010). Next generation of statisticians must build tools for massive data sets. *AmStat News*. <https://magazine.amstat.org/blog/2010/09/01/statrevolution/>
- van Veelen, M. (2020). The problem with the Price equation. *Philosophical Transactions of the Royal Society B: Biological Sciences*, 375, 20190355.
- Wall, D. H., Nielsen, U. N., & Six, J. (2015). Soil biodiversity and human health. *Nature*, 528, 69–76.
- Wang, S., Loreau, M., de Mazancourt, C., Isbell, F., Beierkuhnlein, C., Connolly, J., Deutschman, D. H., Doležal, J., Eisenhauer, N., Hector, A., Jentsch, A., Kreyling, J., Lanta, V., Lepš, J., Polley, H. W., Reich, P. B., van Ruijven, J., Schmid, B., Tilman, D., ... Craven, D. (2021). Biotic homogenization destabilizes ecosystem functioning by decreasing spatial asynchrony. *Ecology*, 102, e03332.
- Weisser, W. W., Roscher, C., Meyer, S. T., Ebeling, A., Luo, G., Allan, E., Beßler, H., Barnard, R. L., Buchmann, N., Buscot, F., Engels, C., Fischer, C., Fischer, M., Gessler, A., Gleixner, G., Halle, S., Hildebrandt, A., Hillebrand, H., de Kroon, H., ... Eisenhauer, N. (2017). Biodiversity effects on ecosystem functioning in a 15-year grassland experiment: Patterns, mechanisms, and open questions. *Basic and Applied Ecology*, 23, 1–73.
- WHO. (2015). *Connecting global priorities: Biodiversity and human health*. WHO.
- Wong, M. K. L., & Carmona, C. P. (2021). Including intraspecific trait variability to avoid distortion of functional diversity and ecological inference: Lessons from natural assemblages. *Methods in Ecology and Evolution*, 12, 946–957.
- Yachi, S., & Loreau, M. (1999). Biodiversity and ecosystem productivity in a fluctuating environment: The insurance hypothesis. *Proceedings of the National Academy of Sciences of the United States of America*, 96, 1463–1468.
- Zhao, Q., van den Brink, P., Carpentier, C., Wang, Y. X. G., Rodríguez-Sánchez, P., Xu, C., Vollbrecht, S., Gillissen, F., Vollebregt, M., Wang, S., & de Laender, F. (2019). Horizontal and vertical diversity jointly shape food web stability against small and large perturbations. *Ecology Letters*, 22, 1152–1162.
- Zuur, A. F., Ieno, E. N., Walker, N. J., Saveliev, A. A., & Smith, G. M. (2009). *Mixed effects models and extensions in ecology with R*. Springer.

How to cite this article: Ulrich, W., Batáry, P., Baudry, J., Beaumelle, L., Bucher, R., Čerevková, A., de la Riva, E. G., Felipe-Lucia, M. R., Gallé, R., Kesse-Guyot, E., Rembiałkowska, E., Rusch, A., Stanley, D., & Birkhofer, K. (2023). From biodiversity to health: Quantifying the impact of diverse ecosystems on human well-being. *People and Nature*, 5, 69–83. <https://doi.org/10.1002/pan3.10421>